



G200 COMMERCIAL BOARDS

VERSATILE MODULAR PANEL
BOARDS
FOR EVERY CONFIGURATION



*TRICAL

A brand of  legrand®

TRICAL LIMITED

Proud to be New Zealand
made with a rich heritage



Modular panel boards designed for virtually every industry sector


Trical's G200 Modular Panel Boards are an industry standard with over 50 years of providing reliable and high quality modular solutions.

Modular design allows you to add

- Power distribution
- Metering
- CT's
- Cableways
- Solar grid protection panel
- Changeover switch panel




44
IP
Rating


1.2mm
Thickness

Zn
Galvanised
Steel


Powder
Coated

9003
RAL
Colour


Customisable

G200 distribution boards

Meter and distribution 63A - 100A



G 212 M 63

Legrand DX³ 3 pole main switch
 60 way chassis
 60 way neutral and earth busbar
 Powder coated 1.2 mm metal work.
 Colour RAL9003 white
 1200mm (H) x 600mm (W) x 235mm (D)
 Available with key lock - optional accessory
 Standards AS/NZS 61439

Pack	Cat.No.	Meter and distribution 63A
1	G 212 M 63	63A 3 Phase Fitted with a Legrand 63A main switch Chassis 60 way Distribution on top Metering on bottom
1	G 212 M 63-B	Distribution on bottom Metering on top
Meter and distribution 100A		
1	G 212 M 100	100A 3 Phase Fitted with a Legrand 100A main switch Chassis 60 way Distribution on top Metering on bottom
1	G 212 M 100-B	Distribution on bottom Metering on top

G200 distribution boards

Meter, distribution and cableway 63A - 100A



G 212 MC 63

Legrand DX³ 3 pole main switch
 60 way chassis
 60 way neutral and earth busbar
 Powder coated 1.2 mm metal work.
 Colour RAL9003 white
 1200mm (H) x 900mm (W) x 235mm (D)
 Available with key lock - optional accessory
 Standards AS/NZS 61439

Pack	Cat.No.	Meter, distribution and cableway 63A
1	G 212 MC 63	63A 3 Phase Fitted with a Legrand 63A main switch Chassis 60 way Distribution on top Metering on bottom Cableway on right
1	G 212 MC 63-B	Distribution on top Metering on bottom Cableway on left
Meter, distribution and cableway 100A		
1	G 212 MC 100	100A 3 Phase Fitted with a Legrand 100A main switch Chassis 60 way Distribution on top Metering on bottom Cableway on right
1	G 212 MC 100-B	Distribution on top Metering on bottom Cableway on left

G200 distribution boards

Meter, distribution and cableway 160A - 200A



G 215 MCD 200

Legrand DPX 3 pole main switch
 Distribution chassis
 Neutral and earth busbar
 Powder coated 1.2 mm metal work.
 Colour RAL9003 white
 1500mm (H) x 1350mm (W) x 235mm (D)
 Available with key lock - optional accessory
 Standards AS/NZS 61439

G200 distribution boards

Distribution and cableway 160A - 200A



G 212 DC 100

Legrand 3 pole main switch
 60 way chassis
 60 way neutral and earth busbar
 6 way neutral and earth stub bar
 Powder coated 1.2 mm metal work.
 Colour RAL9003 white
 1200mm (H) x 900mm (W) x 235mm (D)
 Available with key lock - optional accessory
 Standards AS/NZS 61439

Pack	Cat.No.	Meter, distribution and cableway 160A
1	G 215 MC 160	160A 3 Phase Fitted with a Legrand 160A main switch 60 way distribution 60 way neutral and earth busbar Distribution on right Metering on left
1	G 215 MCD 160	120 way distribution 120 way neutral and earth busbar 6 way stub bar Distribution on right Metering on left
Meter, distribution and cableway 200A		
1	G 215 MC 200	200A 3 Phase Fitted with a Legrand 250A main switch 60 way distribution 60 way neutral and earth busbar Distribution on right Metering on left
1	G 215 MCD 200	120 way distribution 120 way neutral and earth busbar Distribution on right 6 way stud bar Metering on left

Pack	Cat.No.	Distribution and cableway 100A
1	G 212 DC 100	100A 3 Phase Fitted with a Legrand DX ³ 100A main switch Chassis 60 way Distribution on left Cableway on right
1	G 212 DC 100-B	Distribution on right Cableway on left
Distribution and cableway 200A		
1	G 212 DC 200	200A 3 Phase Fitted with a Legrand DPX 250A main switch Chassis 60 way Distribution on left Cableway on right
1	G 212 DC 200-B	Distribution on right Cableway on left

G200 distribution boards

Distribution and cableway 250A



G 215 DC 250

Legrand Vistop 3 pole main switch
 60 way chassis
 60 way neutral and earth busbar
 6 way neutral and earth stub bar
 Powder coated 1.2 mm metal work.
 Colour RAL9003 white
 1500mm (H) x 900mm (W) x 235mm (D)
 Available with key lock - optional accessory
 Standards AS/NZS 61439

Pack	Cat.No.	Distribution and cableway 250A
1	G 215 DC 250	250A 3 Phase Fitted with a Legrand 250A main switch Chassis 60 way Distribution on left Cableway on right
1	G 215 DC 250-B	Distribution on right Cableway on left

G200 distribution boards

Distribution and cableway with apartment metering 200A




G 215 DC 200-M

Legrand Vistop 3 pole main switch
 24 way chassis
 12 way neutral and earth busbar
 6 way neutral and earth stud bar
 9 way neutral and earth stub bar
 Powder coated 1.2 mm metal work.
 Colour RAL9003 white
 1500mm (H) x 1650mm (W) x 235mm (D)
 Available with key lock - optional accessory
 Standards AS/NZS 61439

Pack	Cat.No.	Distribution, cableway with apartment metering 200A
1	G 215 DC 200-M	200A 3 Phase Fitted with a Legrand 200A main switch Chassis 24 way

Need a custom layout or specification
 try our quick quote QR code or
 contact the design team at Trical

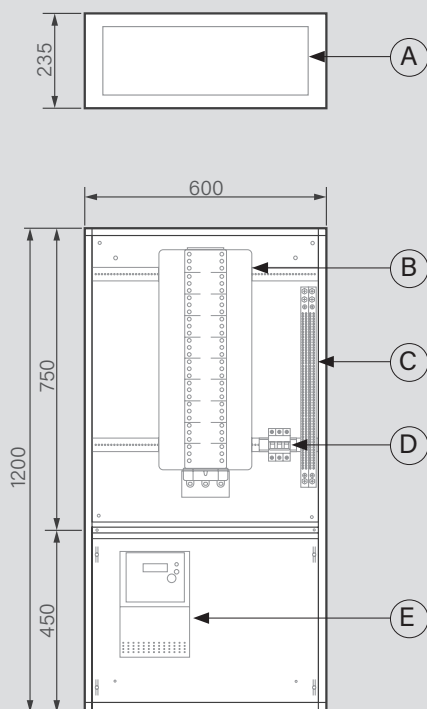


G200 distribution boards

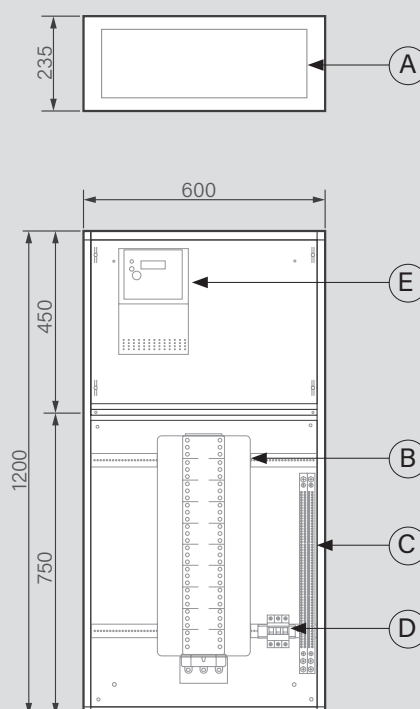
Meter and distribution 63A - 100A

■ Dimensions (mm)

Cat.No. G 212 M 63/100



Cat.No. G 212 M 63-B/100-B



■ Specification

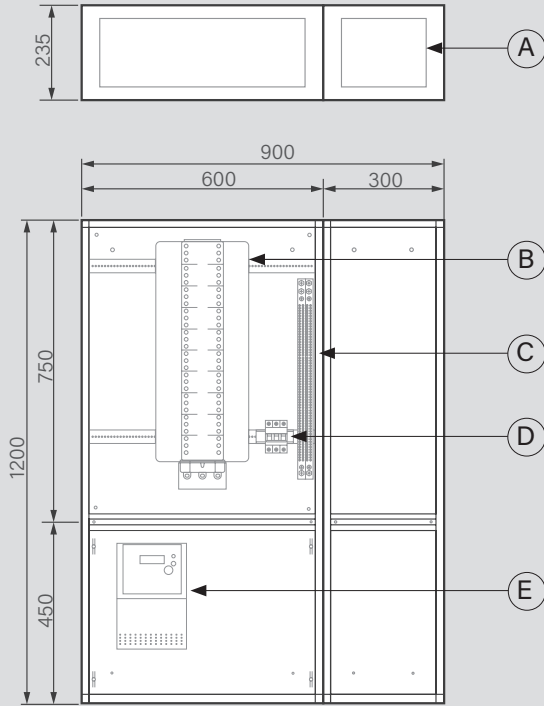
	Components	G 212 M 63	G 212 M 63-B	G 212 M 100	G 212 M 100-B
A	Removable gland plate	1 x top, 1 x bottom	1 x top, 1 x bottom	1 x top, 1 x bottom	1 x top, 1 x bottom
B	Chassis	60 way 250A	60 way 250A	60 way 250A	60 way 250A
C	Earth and neutral busbars	2 x 60 way 165A	2 x 60 way 165A	2 x 60 way 165A	3 x 60 way 165A
D	Main Switch	63A 3 pole	63A 3 pole	100A 3 pole	100A 3 pole
E	Meter (not included)	-	-	-	-

G200 distribution boards

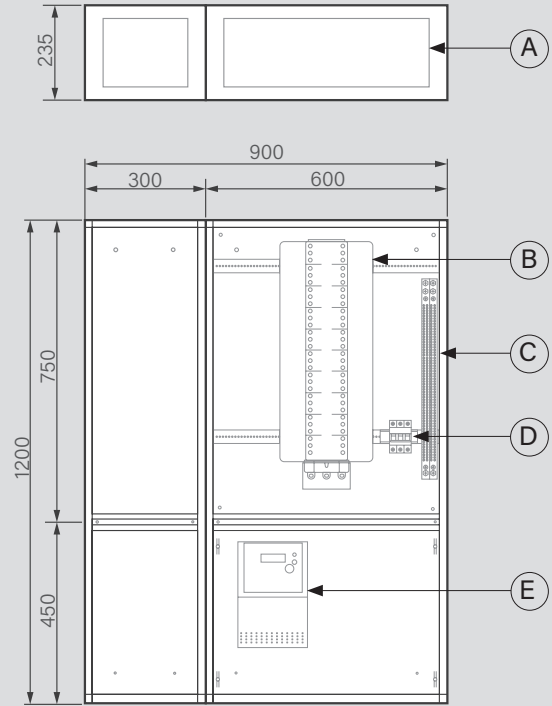
Meter, distribution and cableway 63A - 100A

Dimensions (mm)

Cat.No. G 212 MC 63/100



Cat.No. G 212 MC 63-B/100-B



Specification

	Components	G 212 MC 63	G 212 MC 63-B	G 212 MC 100	G 212 MC 100-B
A	Removable gland plate	2 x top, 2 x bottom	2 x top, 2 x bottom	2 x top, 2 x bottom	2 x top, 2 x bottom
B	Chassis	60 way 250A	60 way 250A	60 way 250A	60 way 250A
C	Earth and neutral busbars	2 x 60 way 165A	2 x 60 way 165A	2 x 60 way 165A	2 x 60 way 165A
D	Main Switch	63A 3 pole	63A 3 pole	100A 3 pole	100A 3 pole
E	Meter (not included)	-	-	-	-

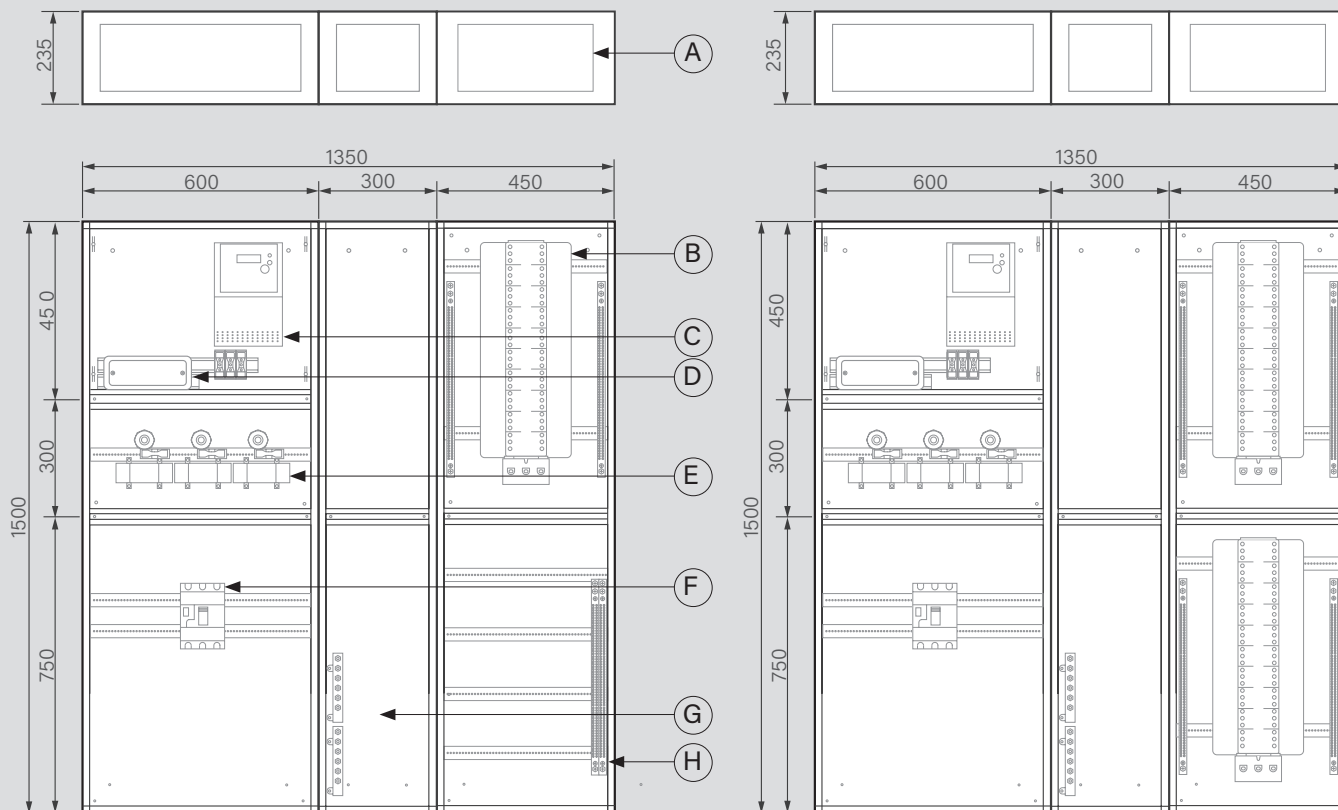
G200 distribution boards

Meter, distribution and cableway 160A - 200A

■ Dimensions (mm)

Cat.No. G 215 MC 160/200

Cat.No. G 215 MCD 160/200



■ Specification

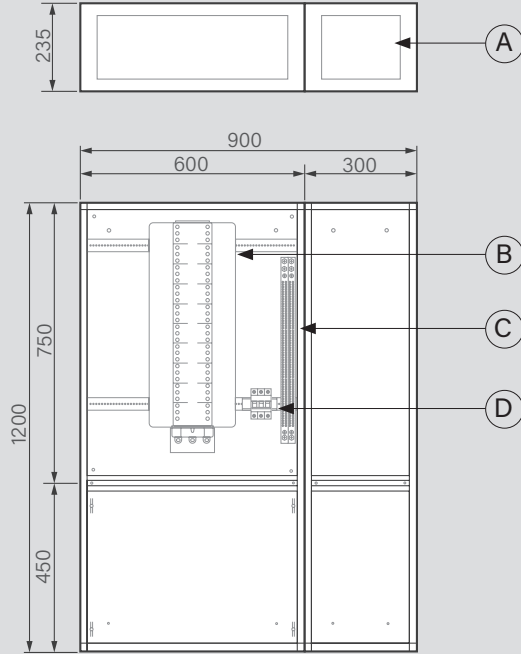
	Components	G 215 MC 160	G 215 MCD 160	G 215 MC 200	G 212 MCD 200
A	Removable gland plate	3 x top, 3 x bottom	3 3 x top, 3 x bottom	3 x top, 3 x bottom	3 x top, 3 x bottom
B	Chassis	1 x 60 way 250A	2 x 60 way 250A	1 x 60 way 250A	2 x 60 way 250A
C	Meter (not included)	-	-	-	-
D	Test Block	1	1	1	1
E	CT (not included)	-	-	-	-
F	Main Switch	160A 3 pole	160A 3 pole	200A 3 pole	200A 3 pole
G	Earth and neutral stud bars	2 x 6 way 250A	2 x 6 way 250A	2 x 6 way 250A	2 x 6 way 250A
H	Earth and neutral busbars	4 x 60 way 165A	4 x 60 way 165A	4 x 60 way 165A	4 x 60 way 165A

G200 distribution boards

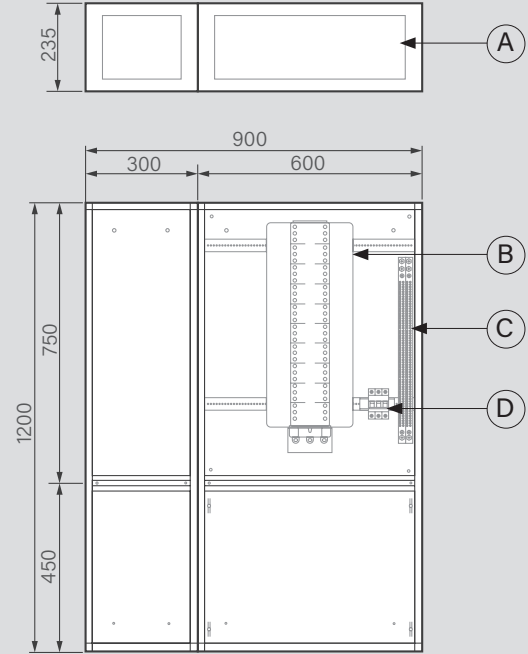
Distribution and cableway 100A - 250A

Dimensions (mm)

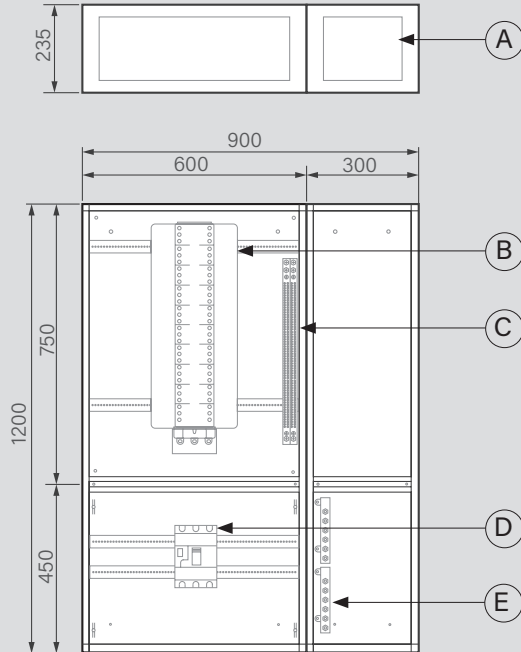
Cat.No. G 212 DC 100



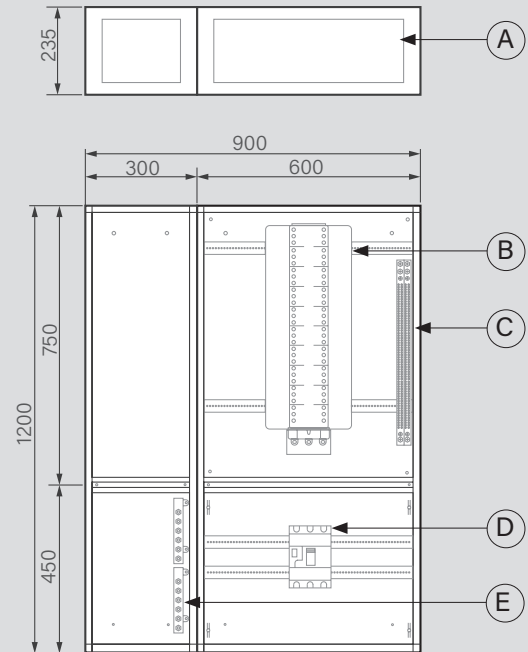
Cat.No. G 212 DC 100-B



Cat.No. G 212 DC 200



Cat.No. G 212 DC 200-B



Specification

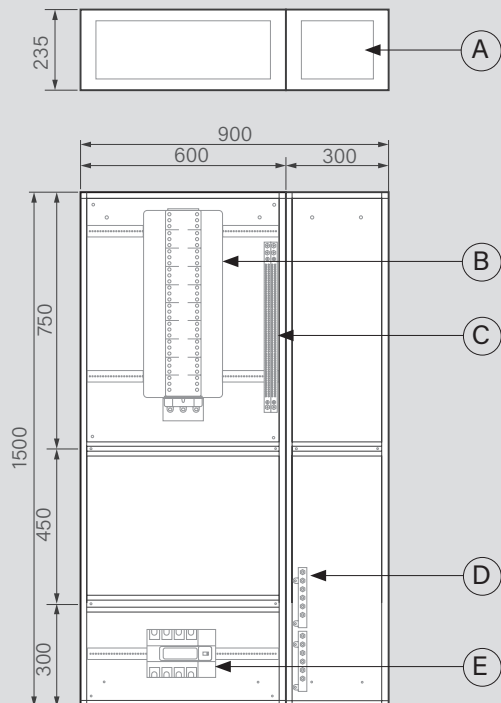
	Components	G 212 DC 100	G 212 DC 100-B	G 212 DC 200	G 212 DC 200-B
A	Removable gland plate	4 x top, 4 x bottom	4 x top, 4 x bottom	4 x top, 4 x bottom	4 x top, 4 x bottom
B	Chassis	60 way 250A	60 way 250A	60 way 250A	60 way 250A
C	Earth and neutral busbars	2 x 60 way 165A	2 x 60 way 165A	2 x 60 way 165A	2 x 60 way 165A
D	Main Switch	100A 3 pole	100A 3 pole	200A 3 pole	200A 3 pole
E	Earth and neutral stud bars	-	-	2 x 6 way 250A	2 x 6 way 250A

G200 distribution boards

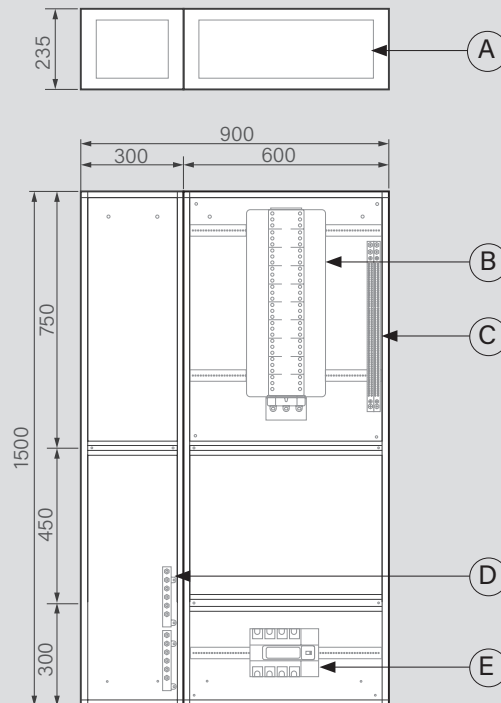
Distribution and cableway 250A and distribution and cableway with apartment metering 200A

■ Dimensions (mm)

Cat.No. G 215 DC 250



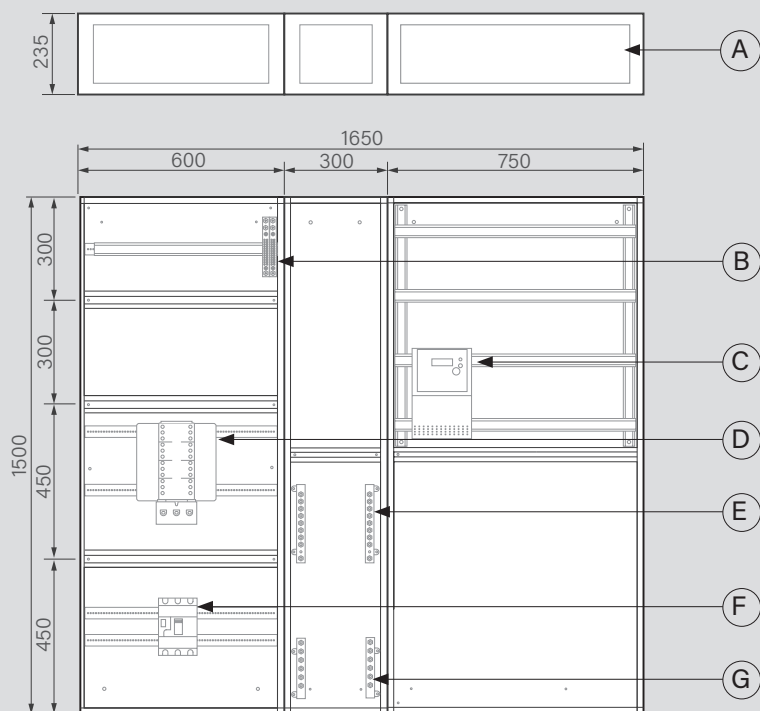
Cat.No. G 215 DC 250-B



■ Specification

	Components	G 215 DC 250	G 215 DC 250-B
A	Removable gland plate	4 x top, 4 x bottom	4 x top, 4 x bottom
B	Chassis	60 way 250A	60 way 250A
C	Earth and neutral busbars	2 x 60 way 165A	2 x 60 way 165A
D	Earth and neutral stud bars	2 x 6 way 250A	2 x 6 way 250A
E	Main switch	250A 3 pole	250A 3 pole

Cat.No. G 215 DC 200-M



■ Specification

	Components	G 215 DC 200-M
A	Removable gland plate	6 x top, 6 x bottom
B	Earth and neutral busbars	2x 12 way 165A
C	Meter (not included)	-
D	Chassis	2 x 24 way 250A
E	Earth and neutral stud bars	2 x 9 way 250A
F	Main switch	200A 3 pole
G	Earth and neutral stud bars	2 x 6 way 250A



 [LinkedIn/trical-nz](#)

 [Facebook/tricalnewzealand](#)

 [trical.co.nz](#)

Trical New Zealand
80 McLaughlins Rd, Auckland, 2104
+64 9 527 0072
sales.trical@legrand.com


A brand of  **legrand**