

VITP7-HW- LCM6 | Hardwired Lighting Control Module (LCM) in IP65 enclosure



The Vitesse Plus VITP7-HW- LCM6 is a hardwired lighting control module (LCM) supplied in a tough, easy to install IP65 enclosure.

Key features

- 6 channels
- 4 presence detector inputs
- 4 RJ45 inputs
- SELV switching inputs
- DALI or DSI dimming
- Graduated dimming
- Scene setting
- Absence recovery
- IR programming
- Over 80 industry popular pre-set programmes
- Open port programming
- IP65*
- Built-in wiring aid*
- Multiple cable gland knockouts on 4 sides*
- VFC contact for corridor hold**.

* VITP7-HW- LCM ** Subject to electrical load constraints

Time-saving features

Vitesse Plus Hardwired is a range of lighting control systems (LCMs) specifically designed to make commissioning fast, simple and effective.

At its heart, Vitesse Plus Hardwired is a 6 channel LCM with dimming and switching capabilities via powerful pre-designed configurations. It is perfect for a wide range of commercial and public applications.

Being hardwired, Vitesse Plus is especially suited where cabling is restricted to conduit, is concealed or inaccessible due to lack of false ceiling space.

Interface flexibility

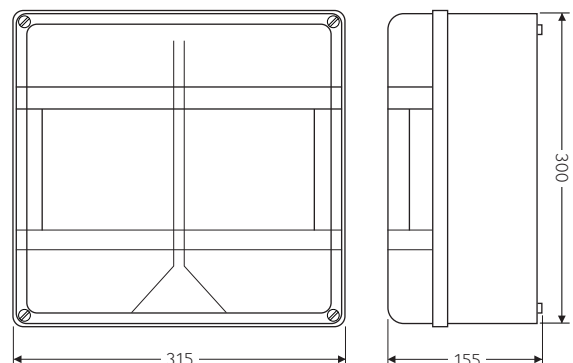
Four RJ45 inputs allow you to connect detectors and scene plates. The LCM has SELV connections which allows for the connection of up to 5 centre biased retractive switches and one keyswitch for ELT.

A full range of presence detectors are available including mid-range and long range microwave detectors and both flush mount and mini PIRs. There is also a range of mounting accessories for detectors.


Scene plates are available in a white or brushed stainless steel finish.








Corridor hold is available by simply linking LCMs together using a 2 core cable and connecting to the dedicated corridor hold terminals no area controllers or networking is required.

Dimensions (mm)



Technical Data

Part Code	VITP7-HW-LCM6-6DD
Weight	1.000kg
Supply voltage AC	230 VAC +/- 10%
Terminal capacity	1 x 2.5mm ² or 2 x 1.5mm ²
No. of DALI DSI channels	6 x DALI/DSI digital dimming channels
No. of VFC outputs	1 x VFC output
No. of Switching channels	6 x switching channels
No. of Switch inputs	11 x SELV switch inputs
Max load:	
Incandescent lighting	6A
Fluorescent lighting	6A
Compact fluorescent lighting	6A
LED lighting	6A
Fans and ventilation equipment	3A
Low voltage supply with open collector output	6A
Relay Rating	Switched Live 6A, Switched Permanent Live 3A, Volt-free (VFC) 1A 24v DC
Number of drivers/ballasts	Up to 36 or up to 40 if not switching the load from the LCM
Inrush rating	Based on in-rush test of 200A for 300µs. See system manual for full details
Inrush relay	Yes
Working temperature range °C	-10 to 35°C
Humidity	5 to 95% non-condensing
Material (casing)	Flame retardant ABS and PC/ABS
Insulation class	Class II
IP rating	65
Compliance	 EMC-2014/30/EU, LVD-2014/35/EU
Purpose of control	Automatic control
Type of action	Type 1.B action micro disconnection

 <p>www.cpelectronics.co.uk</p>	<p>CP Electronics A Business unit of Legrand Electric Limited, Brent Crescent, London NW10 7XR, UK t. +44 (0)333 900 0671 info@cpelectronics.co.uk</p> <p>connect with us    </p>	<p>Important notice: This device should be installed by a qualified electrician in accordance with the latest edition of the IEE Wiring Regulations and the applicable Building Regulations.</p> <p>Due to our policy of continual product improvement CP Electronics reserves the right to alter the specification of this product without prior notice.</p> <div style="text-align: right;">   </div>
--	---	--