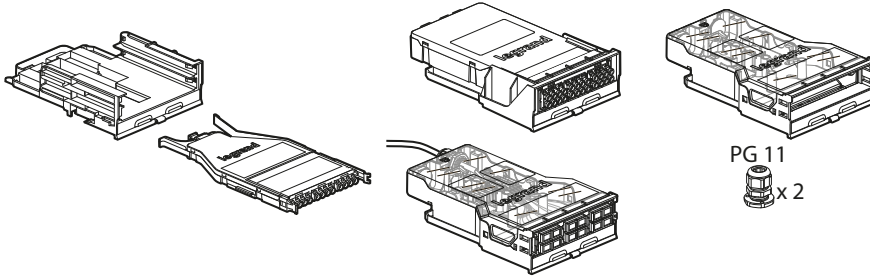


Cassettes and blocks for modular panels

Cat. No(s) : 0 321 05 - 0 321 10/11/12/13/14/15/16/17/18/19/20/21/22/23/24/25/26/27/28
 0 321 33/34 - 0 321 36/37/38/39 - 0 321 41/42/43/44/45/46 - 0 321 48/49
 0 321 59/60 - 0 321 68/69/70 - 0 321 78 - 0 321 80/81/82/83/84/85/86/87/89
 0 322 38/58/59 - 0337 57 - HVBL12/24 - HVSL12 - Made-to-order



CONTENTS

Presentation	1
Cassette and block ranges	2
Cassette technical characteristics	3
Connectors	4
Blocks	4
Made-to-order	4
Polarity	5-6

1. PRESENTATION

MTP high density slim cassettes (compatible with MPO)

For installation in modular panels Cat. Nos. 0 321 75/76/77 and in Zero kit Cat. No. 0 321 03. Each slide-in cassette can be removed individually from the front or rear by simply grasping hold of it. They simplify installation and maintenance.

Slim cassettes are mounted with their holder (0 321 38). This can take up to 2 cassettes Cat. Nos. 0 321 68/69/70 - 0 322 38 - HVSL12 and up to 2 blanking plates Cat. No. 0 321 39 or 1 cassette + 1 blanking plate.

MTP high density cassettes (compatible with MPO)

For installation in modular panels Cat. Nos. 0 321 75/76/77. Slide-in cassettes can be removed by simply pressing from the front or rear. They simplify installation and maintenance.

Pre-equipped cassettes

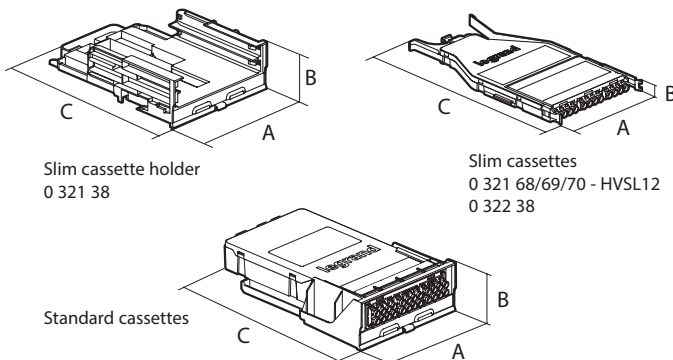
For installation in modular panels Cat. Nos. 0 321 75/76/77. Pre-equipped cassettes with fibre optic blocks fitted with 6 or 12 OM3 pigtails supplied. Slide-in cassettes can be removed by simply pressing from the front or rear. They simplify installation and maintenance.

• Cassette dimensions (mm)

	A	B	C
0 321 38 0 321 68/69/70 HVSL12 - 0 322 38	110.3 100	44 13.6	161 194
0321 41 0321 80/81/82 0321 83/84/85 0321 86/87	110	44	185
0321 42/43/44 0321 45/48/49 0321 59/60			200

• Cassette weight (g)

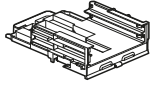


Cat. Nos.	
0 321 38 0 321 68/69/70 - HVSL12 - 0 322 38	80 100
0321 41/42/43/45/48/49/59/60 0321 80/81/82 0321 83/84/85/86/87	195

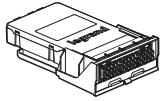


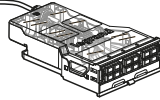
Cassettes and blocks for modular panels

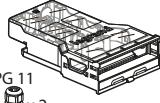
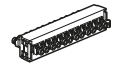
Cat. No(s) : 0 321 05 - 0 321 10/11/12/13/14/15/16/17/18/19/20/21/22/23/24/25/26/27/28
 0 321 33/34 - 0 321 36/37/38/39 - 0 321 41/42/43/44/45/46 - 0 321 48/49
 0 321 59/60 - 0 321 68/69/70 - 0 321 78 - 0 321 80/81/82/83/84/85/86/87/89
 0 322 38/58/59 - 0337 57 - HVBL12/24 - HVSL12 - Made-to-order

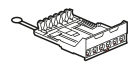
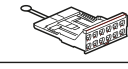


2. CASSETTE AND BLOCK RANGES

	0 321 38	HD holder for slim cassette
	Slim cassettes	
	0 321 68	Slim preterminated cassette (50/125 µm) 12 multimode OM3 FO 12 LC connectors to MTP connector with 12 fibres, universal polarity, Ultra performance
	0 321 69	Preterminated slim cassette (50/125 µm) 12 multimode OM4 FO 12 LC connectors to MTP connector with 12 fibres, universal polarity, Ultra performance
	0 321 70	Preterminated slim cassette (50/125 µm) 12 multimode OS2 FO 12 LC connectors to MTP connector with 12 fibres, universal polarity, Ultra performance
	HVSL12	Preterminated slim cassette (50/125 µm) 12 multimode OM4 FO 12 LC connectors to MTP connector with 12 fibres, universal polarity, Ultra performance
	0 322 38	Preterminated slim cassette (50/125 µm) 12 multimode OM5 FO 12 LC connectors to MTP connector with 12 fibres, universal polarity, Ultra performance
"Made-to-order"	Other adapter, fibre or polarity type available "made-to-order"	
	*0 321 39	*only for Cat. No. 0 321 38

	MTP cassettes	
	0 321 42	Preterminated cassette (50/125 µm) 24 multimode OM4 FO 24 LC connectors to 2 MTP connectors with 12 F, polarity A/C, Ultra performance
	0 321 44	Preterminated cassette (9/125 µm) 24 singlemode OS2 FO 24 LC connectors to 2 MTP connectors with 12 F, polarity A/C, Ultra performance
	0 321 43	Preterminated cassette (50/125 µm) 12 multimode OM4 FO 12 SC connectors to MTP connector with 12 fibres, polarity A/C, Ultra performance
	0 321 45	Preterminated cassette (9/125 µm) 12 singlemode OS2 FO 12 SC connectors to MTP connector with 12 fibres, polarity A/C, Ultra performance
	0 321 48	Preterminated cassette (50/125 µm) 12 multimode OM4 FO 12 LC connectors to 1 MTP connector with 12 F, polarity A/C, Ultra performance
	0 321 49	Preterminated cassette (9/125 µm) 12 singlemode OS2 FO 12 LC connectors to 1 MTP connector with 12 F, polarity A/C, Ultra performance
	0 321 59	Preterminated cassette (50/125 µm) 12 multimode OM4 FO 12 SC connectors to MTP connector with 12 F, universal polarity, Ultra performance
	0 321 60	Preterminated cassette (9/125 µm) 12 singlemode OS2 FO 12 SC connectors to MTP connector with 12 fibres, universal polarity, Ultra performance
	"Made-to-order"	Other adapter, fibre or polarity type available "made-to-order"

	Spliceable cassettes - supplied with pigtails and blocks	
	0 321 80	Spliceable FO cassette 0 321 41 + SC block for 6 multimode fibres 0 321 20 + 6 OM3 SC pigtails 1m 0 322 20
	0 321 82	Spliceable FO cassette 0 321 41 + SC block for 12 multimode fibres 0 321 21 + 12 OM3 SC pigtails 1m 0 322 20
	0 321 84	Spliceable FO cassette 0 321 41 + SC block for 6 singlemode fibres 0 321 10 + 6 OS2 SC pigtails 1m 0 322 41
	0 321 86	Spliceable FO cassette 0 321 41 + SC block for 12 singlemode fibres 0 321 11 + 12 OS2 SC pigtails 1m 0 322 41
	0 321 81	Spliceable FO cassette 0 321 41 + LC block for 6 multimode fibres 0 321 23 + 6 OM3 LC pigtails 1m 0 322 21
	0 321 83	Spliceable FO cassette 0 321 41 + LC block for 12 multimode fibres 0 321 24 + 12 OM3 LC pigtails 1m 0 322 21
	0 321 85	Spliceable FO cassette 0 321 41 + LC block for 6 singlemode fibres 0 321 13 + 6 OS2 LC pigtails 1m 0 322 43
0 321 87	Spliceable FO cassette 0 321 41 + LC block for 12 singlemode fibres 0 321 14 + 12 OS2 LC pigtails 1m 0 322 43	

	0 321 41	Splice cassette	
	0 321 11	SC duplex HD 12 singlemode fibres	
	0 321 21	SC duplex HD 12 multimode fibres	
	0 321 10	SC duplex 6 singlemode fibres	
	0 321 12	SC apc duplex 6 singlemode fibres	
	0 321 20	SC duplex 6 multimode fibres	
	0 321 13	LC duplex 6 singlemode fibres	
	0 321 23	LC duplex 6 multimode fibres	
	0 321 36	LC duplex 6 multimode fibres (aqua)	
	0 321 14	LC duplex 12 singlemode fibres	
	0 321 16	LC apc duplex 12 singlemode fibres	
	0 321 24	LC duplex 12 multimode fibres	
	0 321 37	LC duplex 12 multimode fibres (aqua)	
	0 322 58	LC duplex 12 multimode fibres (lime)	
	HVBL12	LC duplex 12 multimode fibres (violet)	
	0 321 15	LC duplex HD 24 singlemode fibres	
	0 321 25	LC duplex HD 24 multimode fibres	
	0 322 59	LC duplex HD 24 multimode fibres (lime)	
	HVBL24	LC duplex HD 24 multimode fibres (violet)	
	0 321 17	ST for 6 singlemode fibres	
	0 321 27	ST for 6 multimode fibres	
	0 321 33	4 MTP adapter, pass-through, singlemode	
	0 321 34	4 MTP adapter, pass-through, multimode	
	"On demand"	Other colors	

	0 337 55	Copper cassette to be equipped with up to 6 RJ45 Cat. 5e, Cat. 6 and Cat. 6A connectors
	0 337 95	High Density copper cassette to be equipped with up to 12 RJ45 Cat. 5e, Cat. 6 and Cat. 6A connectors
	0 337 53	Cat 5e
	0 337 63	Cat 6
	0 337 73	Cat 6A
	0 337 54	Cat 5e
	0 337 64	Cat 6
	0 337 65	Cat 6
0 337 75	Cat 6A	
	*0 337 85	STP Cat 8 *only for Cat. No. 0 337 55

Cassettes and blocks for modular panels

Cat. No(s) : 0 321 05 - 0 321 10/11/12/13/14/15/16/17/18/19/20/21/22/23/24/25/26/27/28
 0 321 33/34 - 0 321 36/37/38/39 - 0 321 41/42/43/44/45/46 - 0 321 48/49
 0 321 59/60 - 0 321 68/69/70 - 0 321 78 - 0 321 80/81/82/83/84/85/86/87/89
 0 322 38/58/59 - 0337 57 - HVBL12/24 - HVSL12 - Made-to-order

3. CASSETTE TECHNICAL CHARACTERISTICS

MTP high density slim cassette (compatible with MPO)

Singlemode and multimode slim cassettes can be combined in the same holder

Two 12 FO cassettes per cassette holder for more flexibility.

Ultra performance cassette, low insertion loss < 0.5 dB. Factory tested and detailed on the test report provided on the cassette.

Universal polarity

MTP high density cassette (compatible with MPO)

Already equipped with preterminated fibres, directly connectible to female MTP connector with 12 fibres (compatible with MPO).

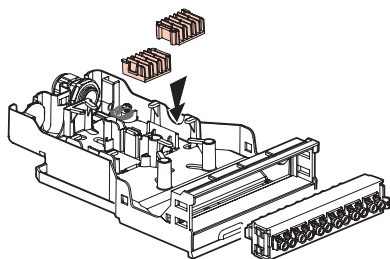
Ultra performance cassette, low insertion loss < 0.5 dB. Factory tested and detailed on the test report provided on the cassette.

A/C polarity

Fibre optic cassette to be spliced

Connectible cassette, supplied with removable pigtail holder, with coiling area. Sold with 2 PG11s

Takes any modular fibre optic block and MTP high density adaptor

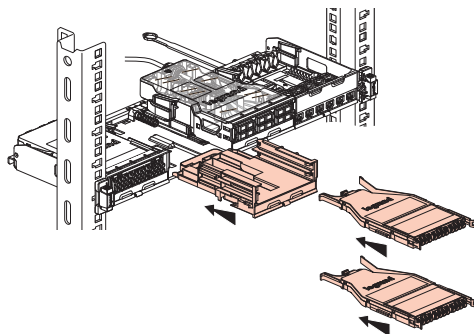


Material characteristics

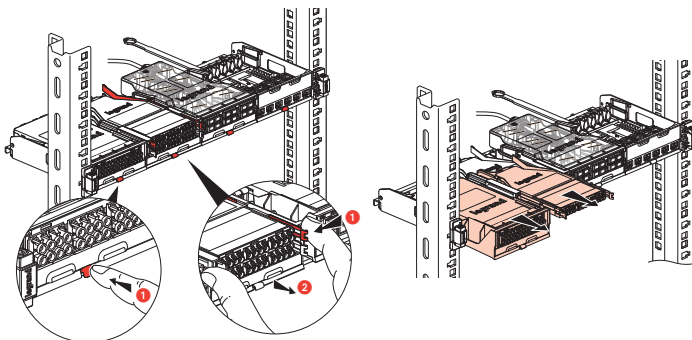
Material: polycarbonate

IP40

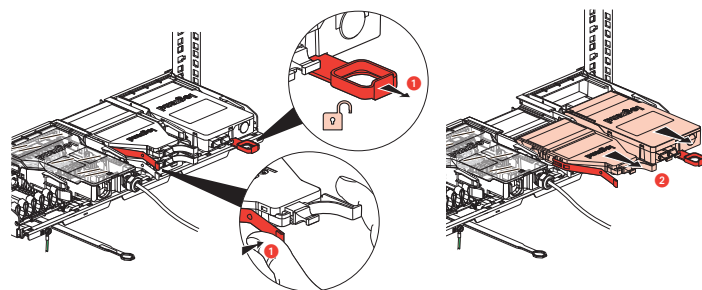
Fitting a cassette



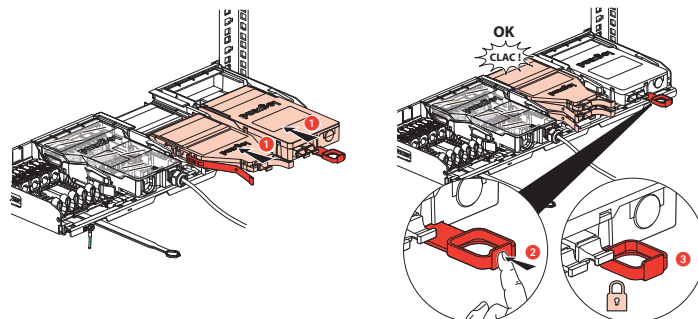
Removing a cassette from the front



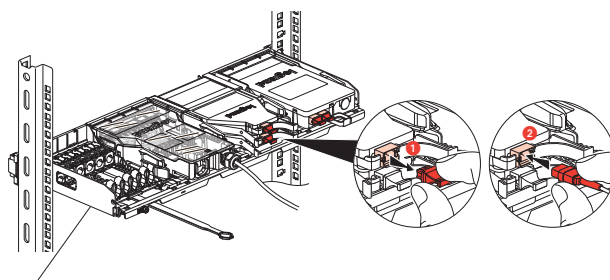
Removing a cassette from the rear



Replacing a cassette from the rear



Connecting a preterminated cassette



copper cassette
 0 337 55

* Compatible with female MTP connector only

Cassettes and blocks for modular panels

Cat. No(s) : 0 321 05 - 0 321 10/11/12/13/14/15/16/17/18/19/20/21/22/23/24/25/26/27/28
 0 321 33/34 - 0 321 36/37/38/39 - 0 321 41/42/43/44/45/46 - 0 321 48/49
 0 321 59/60 - 0 321 68/69/70 - 0 321 78 - 0 321 80/81/82/83/84/85/86/87/89
 0 322 38/58/59 - 0337 57 - HVBL12/24 - HVSL12 - Made-to-order

4. CONNECTORS

The Legrand core, ultra and quantum connectivity performances are far superior than standard. They provide the following benefits for the user :

- Wider range of applications
- More flexibility in the design
- Energy saving on the active (transceivers)

All connectors have a durability of 500 cycles (IEC 61300-2-2)
 MPO/MTP connectors comply to IEC 61754-7-1
 LC connectors comply to IEC 61754-20
 SC connectors comply to IEC 61754-4
 ST connectors comply to IEC 61754-2

Optical performance

- MTP® connectors

	Multimode Ultra Performance*	Singlemode Ultra Performance*
IL/Master	0.1 dB typical (all fibres) 0.35 dB maximum (single fibre) ^{2,3}	0.1 dB typical (all fibres) 0.35 dB maximum (single fibre) ^{1,4}
IL Max/Random*	0.35 dB (single fibre)	0.35 dB (single fibre)
Optical return loss ⁵	> 20 dB	> 60 dB (8° angle-polished)

¹ As tested in accordance with ANSI/TIA-455-171 Method D3 / IEC 61300-3-4

² As tested in accordance with ANSI/TIA-455-171 Method D1 / IEC 61300-3-4

³ As tested on 50µm fibres at a wavelength of 850 nm in accordance with IEC 61280-4-1

⁴ Complies with IEC 61755-3-31/GRADE B

⁵ As tested in accordance with IEC 61300-3-6 and ANSI/TIA-455-107A

* Performance is guaranteed only with other components of the same Legrand range (Core, Ultra and Quantum). Mixing ranges or use of components of other brand may lead to a different performance of the system. The uncertainty value for field measurement with LSPM testing using a reference cord defined in ISO/IEC 14763-3 applies to field testing with proposed Legrand testing cords. Refer to the Fiber Optic Testing Guide for Legrand Solutions.

- LC, SC, LC APC, SC APC connectors

Optical performance	Singlemode Ultra Performance	Multimode Ultra Performance
IL Max/Master *	0.15 dB	0.15 dB
IL Max/Random ** ***	0.25 dB	0.2 dB
Typ. IL/Master *	0.12 dB	0.08 dB
Typ. IL/Random ** ***	0.12 dB	0.10 dB
Return loss (UPC/APC)	> 55/65 dB	> 25 dB

* IEC 61300-3-4

** IEC 61300-3-34

*** Performance is guaranteed only with other components of the same Legrand range (Core, Ultra and Quantum). Mixing ranges or use of components of other brand may lead to a different performance of the system. The uncertainty value for field measurement with LSPM testing using a reference cord defined in ISO/IEC 14763-3 applies to field testing with proposed Legrand testing cords. Refer to the Fiber Optic Testing Guide for Legrand Solutions.

Storage and operating temperature: -10°C to +60°C

- Production quality control

For MTP :

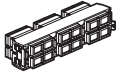
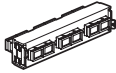




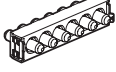
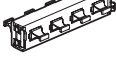

Optical performance: 100% factory tested
 3D endface geometry (interferometry): 100% factory products controlled

For LC, SC, LC APC, SC APC :

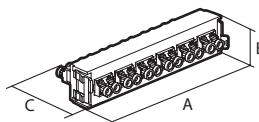
Optical performance: 100% factory tested.
 3D endface Geometry (interferometry): sampling quality control.

5. FIBRE OPTIC BLOCKS FOR SPLICEABLE CASSETTE

Fibre optic blocks clip directly onto spliceable cassette Cat. No. 0 321 41 and also onto fibre optic drawer Cat. Nos. 0 321 00/01.

	● 0 321 11	SC duplex HD 12 singlemode fibres
	● 0 321 21	SC duplex HD 12 multimode fibres
	● 0 321 10	SC duplex 6 singlemode fibres
	● 0 321 12	SC apc duplex 6 singlemode fibres
	● 0 321 20	SC duplex 6 multimode fibres
	● 0 321 13	LC duplex 6 singlemode fibres
	● 0 321 23	LC duplex 6 multimode fibres
	● 0 321 36	LC duplex 6 multimode fibres (aqua)
	● 0 321 14	LC duplex 12 singlemode fibres
	● 0 321 16	LC apc duplex 12 singlemode fibres
	● 0 321 24	LC duplex 12 multimode fibres
	● 0 321 37	LC duplex 12 multimode fibres (aqua)
	● HVBL12	LC duplex 12 multimode fibres (violet)
	● 0 321 15	LC duplex HD 24 singlemode fibres
	● 0 321 25	LC duplex HD 24 multimode fibres
	● HVBL24	LC duplex HD 24 multimode fibres (violet)
	● 0 321 17	ST for 6 singlemode fibres
	● 0 321 27	ST for 6 multimode fibres
	● 0 321 33	4 MTP adapter, pass-through, singlemode
	● 0 321 34	4 MTP adapter, pass-through, multimode
	● 0 321 18	8 adapter, feedthrough, multimode MTPs key UP/key down
	● 0 321 19	8 adapter, feedthrough, singlemode MTPs key UP/key down
Made-to-order		- 4 or 8 multimode or singlemode adapter MTPs key UP/key UP - 4 or 8 OM5 adapter MTPs key UP/key down - LC duplex for 6/12 or 24 OM5 fibres - SC duplex for 6 or 12 OM5 fibres

• Block dimensions (mm)



Cat. Nos.	A	B	C
0 321 10/11/12/20/21	109	23	33
0 321 13/14/15/16/23/24/25/36/37 HVBL12/24			39
0 321 17/27			
0 321 18/19/33/34			45

• Approximate block weight (g)

Cat. Nos.	Weight (g)
0 321 10/11/12/13/14/15/16/17/20/21/23/24/25/27/36/37- HVBL12/24	50
0 321 18/19/33/34	42

6. MADE-TO-ORDER PRODUCTS

Please contact your local Legrand sales representative.

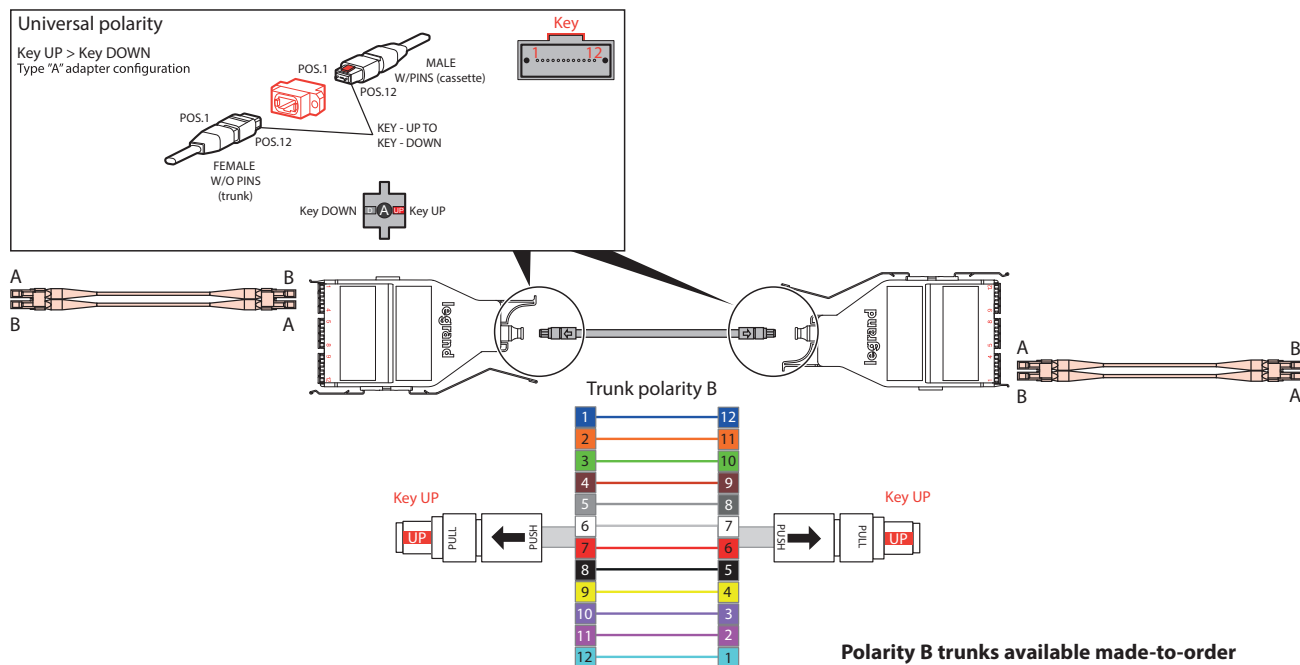
Cassettes and blocks for modular panels

Cat. No(s) : 0 321 05 - 0 321 10/11/12/13/14/15/16/17/18/19/20/21/22/23/24/25/26/27/28
 0 321 33/34 - 0 321 36/37/38/39 - 0 321 41/42/43/44/45/46 - 0 321 48/49
 0 321 59/60 - 0 321 68/69/70 - 0 321 78 - 0 321 80/81/82/83/84/85/86/87/89
 0 322 38/58/59 - 0337 57 - HVBL12/24 - HVSL12 - Made-to-order

7. POLARITY

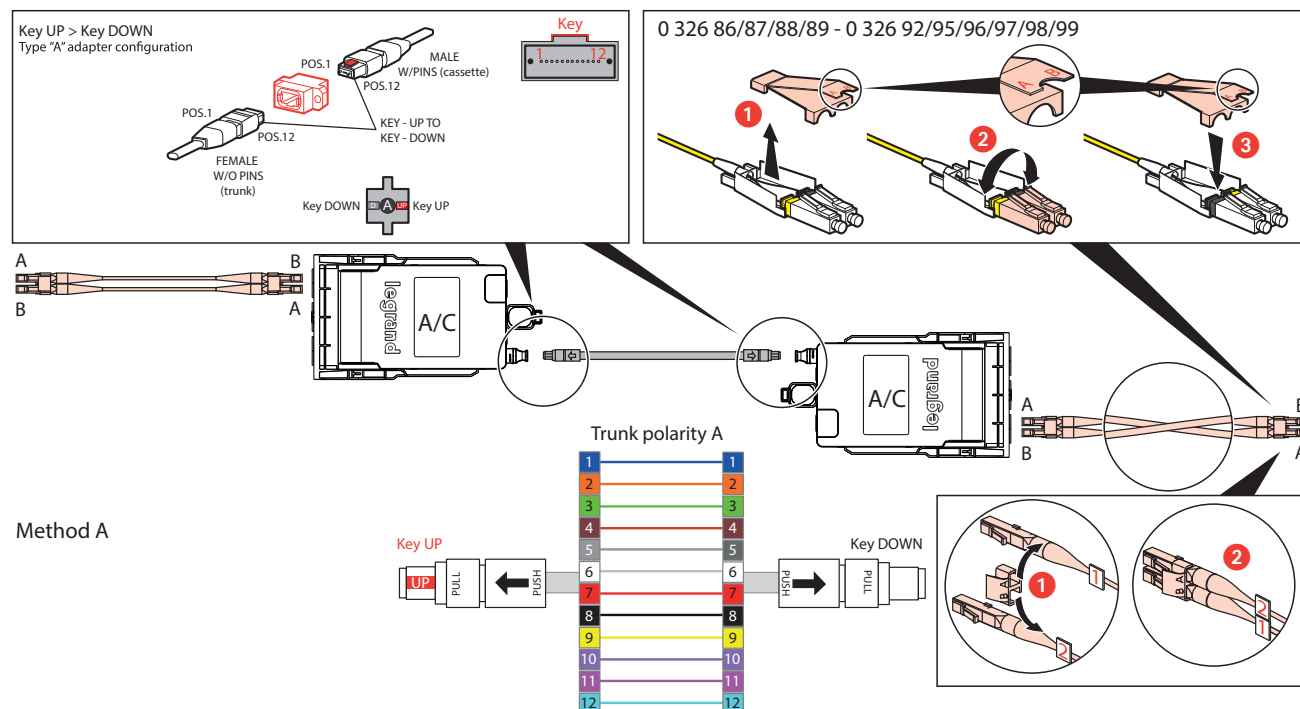
Universal polarity: Cat. Nos. 0 321 59/60 - 0 321 68/69/70 - HVSL12

Identical cassettes. Cords A to B at both ends - trunk type B.



Method A/C: Cat. Nos. 0 321 42/43/44/45 - 0 321 48/49

Identical cassettes. Cords A to B at one end and cords A to A at the other end - trunk type A.

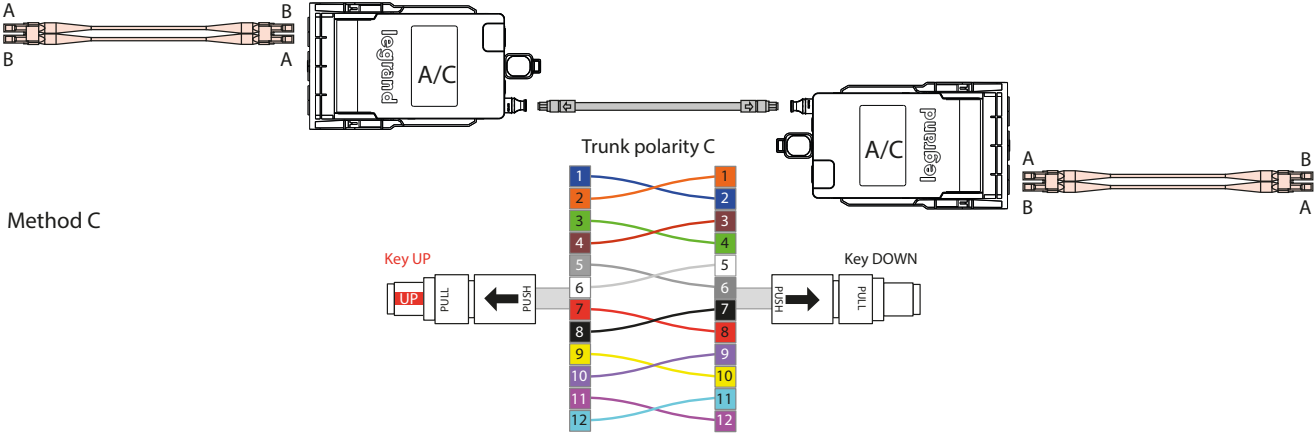


Cassettes and blocks for modular panels

Cat. No(s) : 0 321 05 - 0 321 10/11/12/13/14/15/16/17/18/19/20/21/22/23/24/25/26/27/28
 0 321 33/34 - 0 321 36/37/38/39 - 0 321 41/42/43/44/45/46 - 0 321 48/49
 0 321 59/60 - 0 321 68/69/70 - 0 321 78 - 0 321 80/81/82/83/84/85/86/87/89
 0 322 38/58/59 - 0337 57 - HVBL12/24 - HVSL12 - Made-to-order

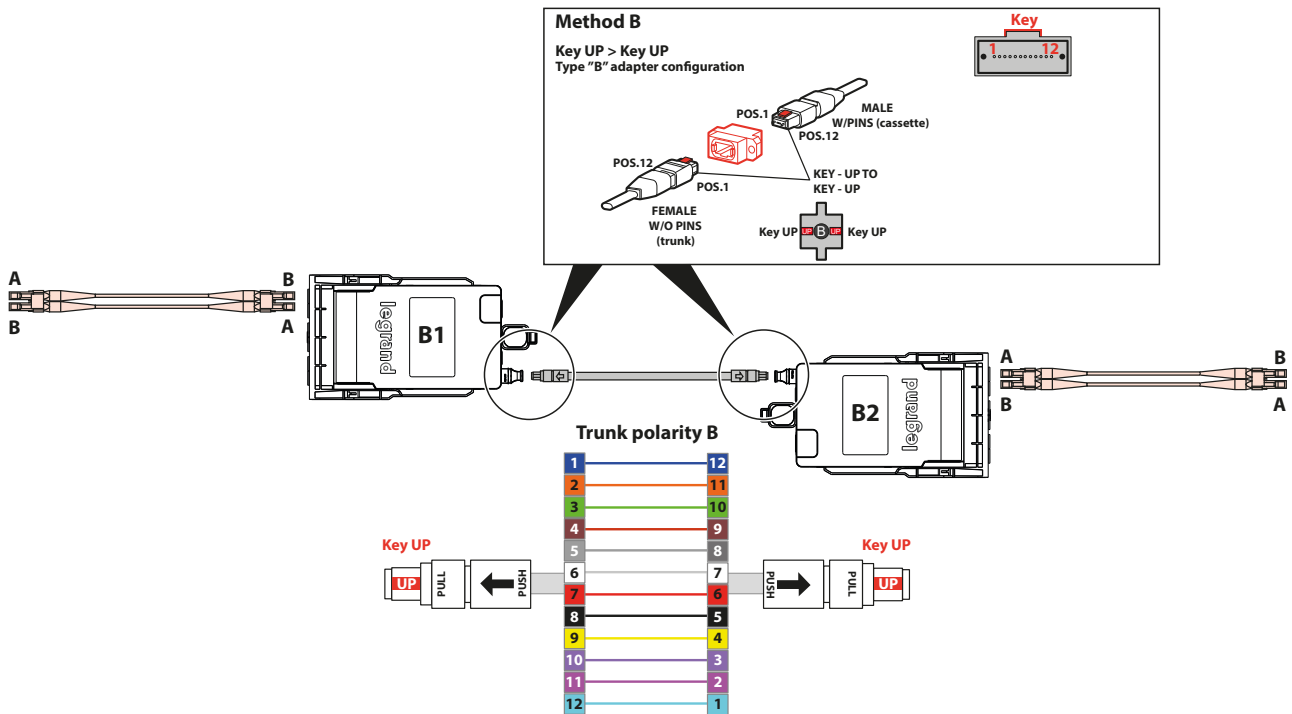
Method A/C: Cat. Nos. 0 321 42/43/44/45 - 0 321 48/49

Identical cassettes. Cords A to B at both ends - trunk type C.



Method B, singlemode/multimode made-to-order product (9 001 26/36)

Different cassettes (B1 and B2). Cords A to B at both ends - trunk type B.



For singlemode cassettes with polarity B (key-up/key-up feedthrough), the male MTP connector for the cassette is up-angled in accordance with IEC 61754-1-12 and therefore only compatible with standard polarity B female MTP (or MPO) trunks (down-angled). Polarity B trunks available made-to-order

