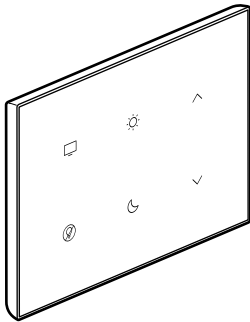


6 functions touch plate BUS-SCS

Cat. No(s): 0 487 74/84
 FL4652/52W/62



CONTENTS	Page
1. Description	1
2. Technical characteristics	1
3. Standards, certifications and markings	1
4. Dimensions	1
5. Wiring	2
6. Installation	2
7. Configured version Cat. No. 0 487 84/FL4662	3

1. DESCRIPTION

This touch plate has 6 buttons which can be used to control the lighting, roller blinds and scenarios (for example: wake up, sleep, TV, general switch-off).

In configured version, it is possible to indicate and activate the housekeeping information:

- Do Not Disturb
- Make Up Room

It has a proximity sensor: when the device detects an approach, it switches from standby state to active state. The LED brightness level (on standby and active) and the time delay before returning to standby state can be set by configuration.

Configuration is possible with the MyHotel_Suite software on SCS installations which include the MH201 device, or with the Hotel Room Controller Software on IP installations which include the 0 484 08 or 0 484 12 device.

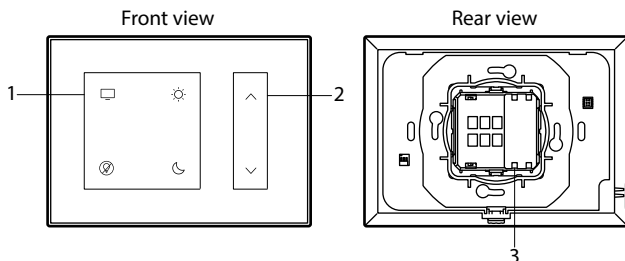
2. TECHNICAL CHARACTERISTICS

BUS/SCS power supply:	18 - 27 VDC
Consumption with screen off:	8 mA
Consumption with ultra-bright screen:	20 mA
Operating temperature:	0°C to +40°C
Storage temperature:	-20°C to +70°C
Protection index:	IP 20, IK 04
Plate and surround colour (standard):	Black Cat. No. 0 487 74/FL4652 or White Cat. No. FL4652W

3. STANDARDS, CERTIFICATIONS AND MARKINGS

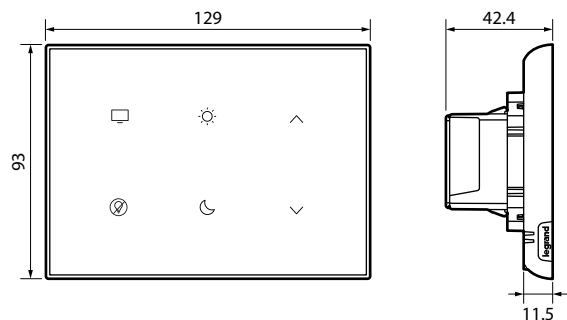
EN 60669-2-5
 CE marked

4. DIMENSIONS

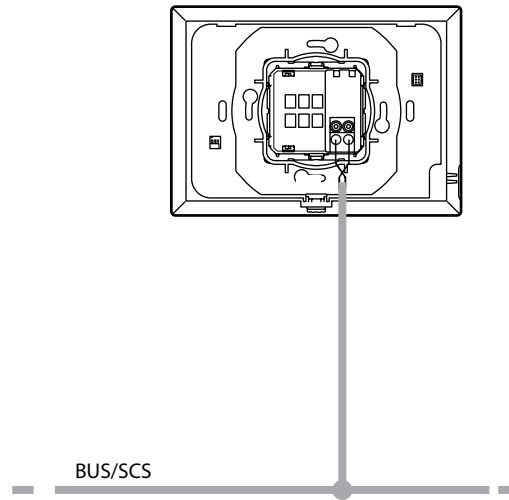


Key

1. Scenarios
2. Roller blind control
3. Connection to the BUS

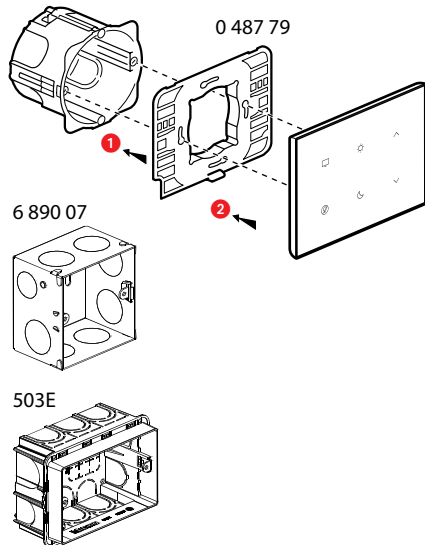


5. WIRING

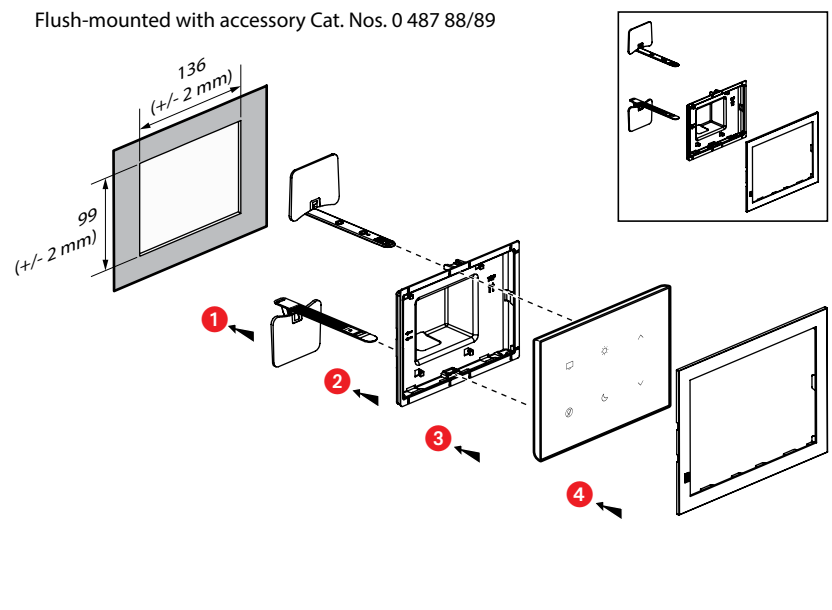


6. INSTALLATION

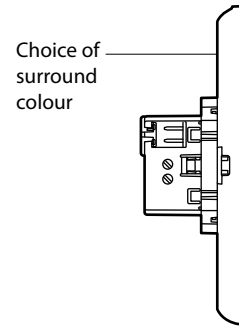
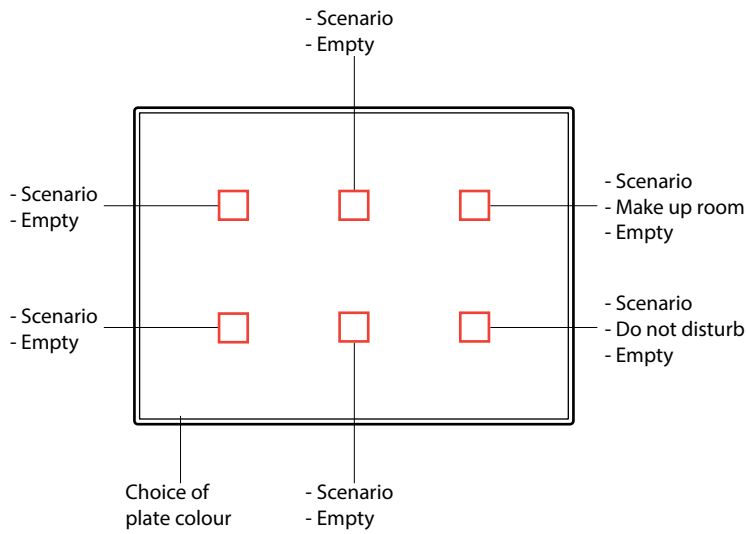
Surface-mounted with flush-mounting boxes
0 800 41



Flush-mounted with accessory Cat. Nos. 0 487 88/89



7. CONFIGURED VERSION CAT. NO. 0 487 84/FL4662



- Options (predefined position):
- Hotel logo
 - Flush-mounted version

The configurator is available on the following website: www.uxforupscalehotel.legrand.com.
The list of pictogram and colour options (plate and surround) can be accessed via the configurator.