




**Contatore Statico con
certificazione MID**
applicazione di conteggio
secondario
Energia Attiva
1 modulo

Linea monofase
Ingresso tensione 230V
Ingresso corrente 5(45)A
Uscita impulsi 

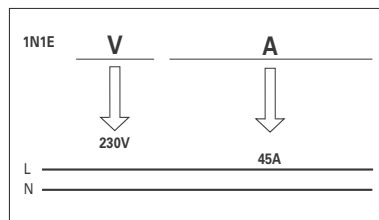
**Static Meter with
MID certification**
submetering
applications
Active Energy
1 module

Single-phase network
Input voltage 230V
Input current 5(45)A
Pulse output 

Conto D1



► **Energia Attiva Totale**
Total Active Energy



	MODELLO	MODEL	D1
	CODICE	CODE	CE1DMID12
	NOTA TECNICA	TECHNICAL NOTE	NT867
	LINEA	NETWORK	bt/LV
INGRESSO INPUT	CERTIFICAZIONE CERTIFICATION	MID	✓
	CONNESSIONE CONNECTION	Monofase / Single-phase	✓
		Trifase Three-phase	3 fili / wire 4 fili / wire
	VALORI NOMINALI RATED VALUE	Tensione (fase-fase) Voltage (phase-phase)	230V
		Corrente Current	5(45)A
	INGRESSO CORRENTE INPUT CURRENT	TA dedicati (shunt) Delicated CT (shunt)	✓
		Isolato / Insulated	
RAPPORTO PROGRAMMABILE PROGRAMMABLE RATIO	TA / CT		
	TV / VT		
	Max. TA x TV Max. CT x VT		
ALIMENTAZIONE AUSILIARIA AUXILIARY SUPPLY	Autoalimentato / Selfsupplied	✓	
	230V ca / ac		
ENERGIA ATTIVA ACTIVE ENERGY	Totale / Total	✓MID	
	Parziale / Partial		
	Doppia tariffa / Double tariff		
	Precisione / Accuracy	cl.B EN50470	
ENERGIA REATTIVA REACTIVE ENERGY	Totale / Total		
	Parziale / Partial		
	Doppia tariffa / Double tariff		
TENSIONE VOLTAGE	di Fase / Phase		
	Concatenata / Linked		
CORRENTE CURRENT	di Fase / Phase		
	di Neutro / Neutral		
POTENZA POWER	Attiva / Active		
	Reattiva / Reactive		
	Apparente / Apparent		
	Attiva di fase / Phase Active		
	Reattiva di fase / Phase reactive		
	Media / Max. demand Media massima / Peak max. demand		
FREQUENZA / FREQUENCY			
FATTORE DI POTENZA / POWER FACTOR			
CONTAORE / RUN HOUR METER			
DISPLAY	Retroilluminato / Backlit		
IMPULSI ENERGIA / PULSE ENERGY	Impulsi / Pulse	✓	
COMUNICAZIONE COMMUNICATION	RS485		
	RS232		
	M-Bus		
	Profibus		
	Ethernet		
DIMENSIONI / DIMENSIONS		1 Modulo / Module	

COD.ORDINAZIONE
ORDERING CODE

CE1DMID12

USCITA IMPULSI
PULSE OUTPUT

1 imp/Wh

INGRESSO
INPUT

230V 5(45)A

VISUALIZZAZIONE

Tipo display: cristallo liquido, 7 cifre

Altezza cifre: 6 mm

ENERGIA

Indicazione massima: 99999,9kWh

Risoluzione: 100Wh

Led metrologico: 1imp/Wh

Conteggio energia totale: non azzerabile

Precisione energia (EN50470): classe B

INGRESSO

Linea monofase

Tensione monofase di riferimento: 230V

Campo limite di funzionamento: 161...279V

Autoconsumo: 2W 10VA

Frequenza di riferimento fn: 50-60Hz

Variazione ammessa: 47...63Hz

Corrente di base, Ib: 5A

Corrente massima, Imax: 45A

Corrente di avviamento: 20mA

Sovracorrente di breve durata (EN62053-21, EN62053-23): 20Imax/10ms

Fattore di potenza

Campo di funzionamento specificato (EN62053-21, EN62053-23):

cosφ 0,5 ind...0,8 cap

Fattore di distorsione corrente in accordo con EN62053-21

ALIMENTAZIONE AUSILIARIA

Alimentazione ausiliaria derivata dalla misura (autoalimentato)

USCITA IMPULSI

Peso impulsi: 1 imp/Wh

Tipo: SO secondo EN62053-31, classe A

Tensione U_{imp} : 12...27Vdc

Corrente: 10...27mA

Durata impulso: 70ms

ISOLAMENTO

(EN/IEC 62052-11, 62053-21)

Categoria di installazione: III

Grado di inquinamento: 2

Tensione di riferimento per l'isolamento: 300V

Prova di tensione alternata 4kV valore efficace 50Hz/1min

Circuiti considerati: tutti i circuiti e massa

COMPATIBILITÀ ELETTROMAGNETICA

Prova in accordo con EN/IEC 62052-11

CONDIZIONI AMBIENTALI

Temperatura di riferimento: 23°C ± 2°C

Campo di funzionamento specificato: -5...55°C

Campo limite per l'immagazzinamento e trasporto: -25...70°C

Adatto all'utilizzo in climi tropicali

Massima potenza dissipata¹: ≤ 1W

¹ Per il dimensionamento termico dei quadri

DISPLAY

Display type: LCD, 7 digits

Digit height: 6 mm

ENERGY

Maximum display: 99999,9kWh

Resolution: 100Wh

Metering LED: 1imp/Wh

Total energy count: not resettable

Accuracy (EN50470): class B

INPUT

Single-phase network

Reference single-phase voltage: 230V

Specified operating range: 161...279V

Power consumption: 2W 10VA

Reference frequency: 50-60Hz

Tolerance: 47...63Hz

Basic current, Ib: 5A

Max. current, Imax: 45A

Starting current: 20mA

Short-time overcurrent (EN62053-21, EN62053-23): 20Imax/10ms

Power factor

Specified operating range (EN62053-21, EN62053-23): cosφ 0,5 ind...0,8 cap

Current distortion factor according to EN62053-21

AUXILIARY SUPPLY

Supply taken from measurement (selfsupplied)

PULSE OUTPUT

Pulse weight: 1 imp/Wh

Type: SO according EN62053-31, class A

Voltage U_{imp} : 12...27Vdc

Current: 10...27mA

Pulse duration: 70ms

INSULATION

(EN/IEC 62052-11-62053-21)

Installation category: III

Pollution degree: 2

Insulation voltage rating: 300V

A.C voltage test 4kV r.m.s 50Hz/1min

Considered circuits: all circuits and earth

ELECTROMAGNETIC COMPATIBILITY

Test according to EN/IEC 62052-11

ENVIRONMENTAL CONDITIONS

Reference temperature: 23°C ± 2°C

Specified operating range: -5...55°C

Limit range for storage and transport: -25...70°C

Suitable for tropical climates

Max.power dissipation¹: ≤ 1W

¹ For switchboard thermal calculation

CUSTODIA

Custodia: 1 moduli DIN 43880

Frontale e morsetteria sigillabili

Connessioni: morsetti a vite

Montaggio: a incastro su profilato 35mm

Tipo profilato: a cappello TH35-15 (EN60715)

Materiale custodia: policarbonato autoestinguente

Grado di protezione (EN/IEC 60529): IP20 morsetti

Peso: 100 grammi

PORTATA MORSETTI

INGRESSO MISURA

Cavo con capicorda: min. 1mm² / max. 10mm²

Cavo flessibile: min. 1mm² / max. 7mm²

Coppia serraggio consigliata: 0,8Nm / max. 1,1Nm

ATTENZIONE: per motivi di sicurezza, è necessario non superare nei terminali di ingresso, una densità di corrente maggiore di 4A/mm²

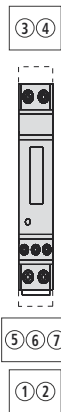
USCITE

Cavo con capicorda: min. 1mm² / max. 7mm²

Cavo flessibile: min. 1mm² / max. 4mm²

Coppia serraggio consigliata: 0,3Nm (max. 0,4Nm)

POSIZIONE TERMINALI TERMINAL POSITION



HOUSING

Housing: 1 module DIN 43880

Sealability front frame and terminal blocks

Connections: screw terminals

Mounting: snap-on 35mm rail

Rail type: top hat TH35-15 (EN/IEC 60715)

Housing material: self-extinguishing polycarbonate

Protection degree (EN/IEC 60715): IP20 terminals

Weight: 100 grams

TERMINAL CAPACITY

MEASURE INPUT

Cable with lag: min. 1mm² / max. 10mm²

Flexible cable: min. 1mm² / max. 7mm²

Tightening torque advised: 0,8Nm / max. 1,1Nm

ATTENTION: for safety reasons, it is compulsory not to exceed 4A/mm² as current density in the input terminals.

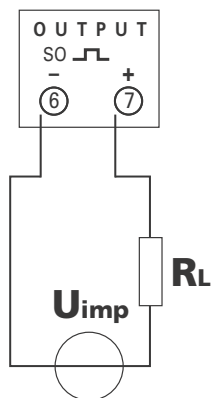
OUTPUT

Cable with lag: min. 1mm² / max. 7mm²

Flexible cable: min. 1mm² / max. 4mm²

Tightening torque advised: 0,3Nm (max. 0,4Nm)

COLLEGAMENTO USCITA IMPULSI



ATTENZIONE

L'uscita impulsi deve essere alimentata come indicato nello schema!

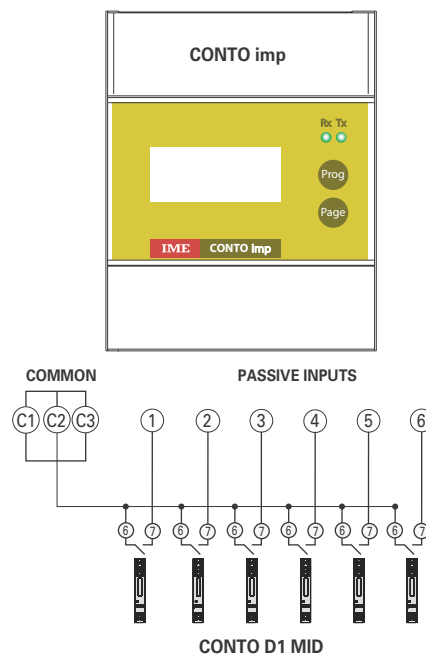
Rispettare scrupolosamente polarità e modalità di collegamento.

ATTENTION

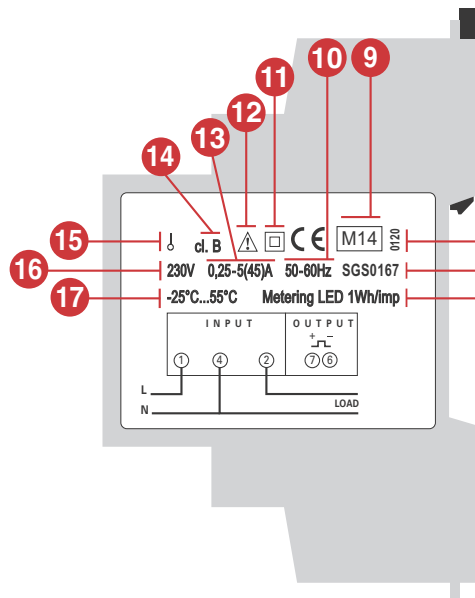
Pulse output must be fed as shown in the wiring diagram!

Scrupulously respect polarities and the connection mode.

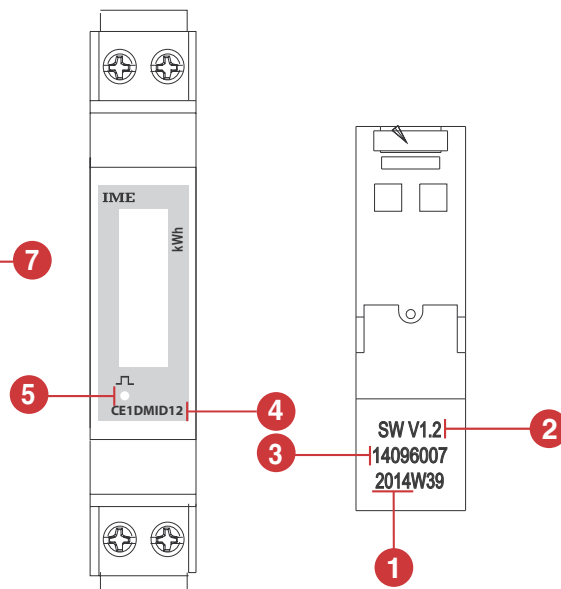
PULSE OUTPUT CONNECTION



Collegamento Conto D1MID - Conto imp
Connection Conto D1MID - Conto imp



Lato destro / Right side



Lato frontale / Front side

Lato superiore / Upper side

- 1 Anno fabbricazione
- 2 Versione Firmware
- 3 Numero matricola
- 4 Codice prodotto
- 5 LED metrologico
- 6 Peso impulso LED metrologico
- 7 Numero certificazione
- 8 Ente certificatore
- 9 Anno apposizione
- 10 Frequenza
- 11 Doppio isolamento
- 12 Consultare il manuale d'uso prima dell'installazione
- 13 Corrente
- 14 Classe di precisione
- 15 Inserimento su linea monofase
- 16 Tensione
- 17 Temperatura d'impiego

- 1 Manufacturing year
- 2 Firmware version
- 3 Serial number
- 4 Product code
- 5 Metrological LED
- 6 Metrological LED pulse weight
- 7 Certifying number
- 8 Certifying board
- 9 Year of affixing
- 10 Frequency
- 11 Double insulation
- 12 Consult the instruction manual before mounting
- 13 Current
- 14 Accuracy class
- 15 Connection on single-phase
- 16 Voltage
- 17 Working temperature

DICHIARAZIONE DI CONFORMITA'

Il dispositivo è conforme alle **Norme Europee 2006/95/EC** e soddisfa tutte le condizioni delle **Norme Europee 2004/108/EC** sulla "compatibilità elettromagnetica" con considerazione delle norme **EN55022 + A1 + A2 e EN61000-4-2, -3, -4, -5, -6, -12**.

Le norme di riferimento sono:

EN62052-11 Apparat per la misura dell'energia elettrica (a.c.)

Prescrizioni generali, prove e condizioni di prova.

Parte 11: Apparat di misura.

EN62053-21 Apparat per la misura dell'energia elettrica (c.a.)

Prescrizioni particolari

Parte 21: Contatori statici di energia attiva (classe 1 e 2).

Il dispositivo è conforme al certificato europeo di tipo e soddisfa tutti i requisiti degli strumenti elettrici di misura conformi ai requisiti della **Direttiva 2004/22/EC** del Parlamento Europeo e del Consiglio del 31/03/2004 sugli strumenti elettrici di misura (OJ L 135 p.1) attuata dal Quarto Decreto per la modifica del decreto di verifica del 8/02/2007 (Gazzetta delle Leggi Federali I, p.70).

Le norme di riferimento sono:

EN50470-1 Apparat per la misura dell'energia elettrica (c.a.)

Parte 1: Prescrizioni generali, prove e condizioni di prova

Apparat di misura (indici di classe A, B e C)

EN50470-3 Apparat per la misura dell'energia elettrica (c.a.)

Parte 3: Prescrizioni particolari

Contatori statici per energia attiva (indici di classe A, B e C)

CONFORMITY DECLARATIONS

This equipment meets the **2006/95/EC European Standards** and satisfies all the conditions of **2004/108/EC European Standards** on "electromagnetic compatibility" with reference to the **EN55022 + A1 + A2 and EN61000-4-2, -3, -4, -5, -6, -12** standards. The reference standards are:

EN62052-11 – Electricity metering equipment (a.c.).

General requirements, tests and tests conditions.

Part 11: Metering equipment.

EN62053-21 - Electricity metering equipment (a.c.).

Particular requirements.

Part 21: Static meters for active energy (classes 1 and 2).

The equipment meets the EC type-examination certificate and satisfies all the requirements on the electrical meters according to the requisites of the **Direttiva 2004/4/22/EC** of the European Parliament and of the Council of 31 March 2004 on measuring instruments (OJ L 135p. 1) implemented by the Fourth Ordinance for amending the Verification Ordinance dated 8 February 2007 (Federal Law Gazette I, p.70).

The reference standards are:

EN50470-1 – Electricity metering equipment (a.c.).


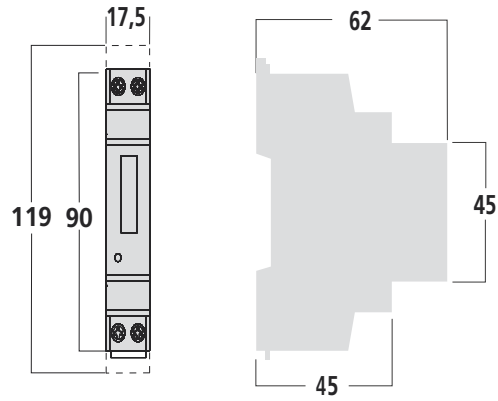
Part 1: General requirements, tests and tests conditions.

Metering equipment (class indexes A, B, and C)

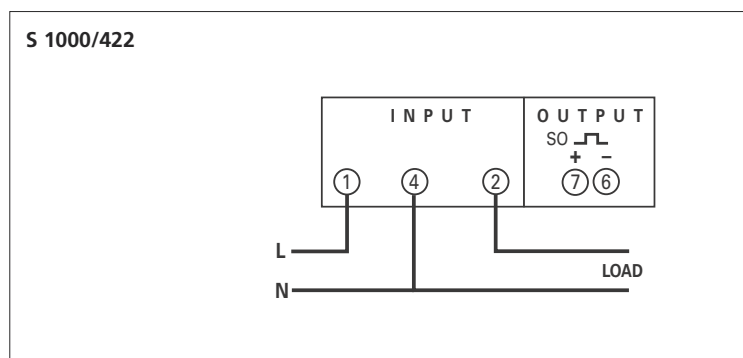
EN50470-3 - Electricity metering equipment (a.c.).

Part 3: Particular requirements.

Static meters for active energy (class indexes A, B, and C).




SCHEMA D'INSERZIONE WIRING DIAGRAM






Compteur d'énergie certifié MID

Applications de sous comptage
Energie active
1 module



Réseau monophasé
Entrée tension 230V
Entrée courant 5(45)A
Sortie impulsions 

Static Meter with MID certification

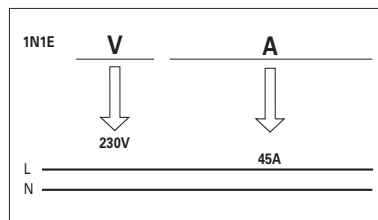
submetering applications
Active Energy
1 module

Single-phase network
Input voltage 230V
Input current 5(45)A
Pulse output 

Conto D1



► **Energie Active Totale**
Total Active Energy



	MODELE MODEL	D1	
	REFERENCE CODE	6017	
	NOTICE TECHNIQUE TECHNICAL NOTE	NT867	
	RESEAU NETWORK	bt/LV	
ENTREE INPUT	CERTIFICATION CERTIFICATION	MID ✓	
	RACCORDEMENT CONNECTION	Monophasé / Single-phase ✓	
		Triphasé Three-phase 3 fils / wire 4 fils / wire	
	VALEUR NOMINALE RATED VALUE	Tension (phase-phase) Voltage (phase-phase)	230V
		Courant Current	5(45)A
	ENTREE COURANT INPUT CURRENT	TC dédié (shunt) Delicated CT (shunt) Isolée / Insulated	✓
	RAPPORT PROGRAMMABLE PROGRAMMABLE RATIO	TC / CT TT / VT	
Max. TC x TT Max. CT x VT			
ALIMENTATION AUXILIAIRE AUXILIARY SUPPLY		Autoalimenté / Selfsupplied 230V ca / ac	✓
ENERGIE ACTIVE ACTIVE ENERGY	Totale / Total	✓MID	
	Partielle / Partial		
	Double tarif / Double tariff		
	Précision / Accuracy	cl.B EN50470	
ENERGIE REACTIVE REACTIVE ENERGY	Totale / Total		
	Partielle / Partial		
	Double tarif / Double tariff		
TENSION VOLTAGE	par phase / Phase		
	composée / Linked		
COURANT CURRENT	par phase / Phase		
	du neutre / Neutral		
PUISSANCE POWER	Active / Active		
	Réactive / Reactive		
	Apparente / Apparent		
	Active par phase / Phase Active		
	Réactive par phase / Phase reactive		
Moyenne / Max. demand Moyenne max. / Peak max. demand			
FREQUENCE / FREQUENCY			
FACTEUR DE PUISSANCE / POWER FACTOR			
COMPTEUR HORAIRE / RUN HOUR METER			
AFFICHAGE	Rétroéclairé / Backlit		
IMPULSION ENERGIE / PULSE ENERGY	Impulsions / Pulse	✓	
COMMUNICATION COMMUNICATION	RS485		
	RS232		
	M-Bus		
	Profibus		
Ethernet			
DIMENSIONS / DIMENSIONS		1 Module	

**REFERENCE
ORDERING CODE**

6017 2020

**SORTIE IMPULSIONS
PULSE OUTPUT**

1 imp/Wh

**ENTREE
INPUT**

230V 5(45)A

AFFICHAGE**Type d'affichage :** cristaux liquides, 7 chiffres**Hauteur des chiffres:** 6 mm**ENERGIE****Indication maximum:** 99999,99kWh**Résolution:** 10Wh**Led métrologique:** 1imp/Wh**Comptage énergie totale:** sans remise à zéro**Précision de l'énergie (EN50470):** classe B**ENTREE****Réseau monophasé****Tension monophasée de référence:** 230V**Etendue limite de fonctionnement:** 161...279V**Autoconsommation:** 2W 10VA**Fréquence de référence fn:** 50-60Hz**Variation admissible:** 47...63Hz**Courant de base, Ib:** 5A**Courant max., Imax:** 45A**Courant de démarrage:** 20mA**Surcharge de brève durée (EN62053-21, EN62053-23):** 20Imax/10ms**Facteur de puissance****Etendue de fonctionnement spécifique (EN62053-21, EN62053-23):**cos ϕ 0,5 ind...0,8 cap**Facteur de distorsion de courant selon EN62053-21****ALIMENTATION AUXILIAIRE****Alimentation auxiliaire dérivée de la mesure (autoalimenté)****SORTIE IMPULSIONS****Poids de l'impulsion:** 1 imp/Wh**Type:** SO selon la norme EN62053-31, classe A**Tension U_{imp}:** 12...27Vdc**Courant:** 10...27mA**Duré de l'impulsion:** 70ms**ISOLEMENT**

(EN/IEC 62052-11 - 62053-21)

Catégorie de l'installation: III**Degré de pollution:** 2**Tension de référence pour l'isolement:** 300V**Tension d'essai 4kV valeur efficace 50Hz/1min****Circuits considérés:** tous les circuits et la masse**COMPATIBILITE ELECTROMAGNETIQUE****Test selon la norme EN/IEC 62052-11****CONDITIONS D'UTILISATION****Température de référence:** 23°C \pm 2°C**Température de fonctionnement spécifique:** -5...55°C**Température limite de transport et stockage:** -25...70°C**Adapté pour l'utilisation en climat tropical****Puissance max. dissipée¹:** \leq 1W¹ Pour le dimensionnement thermique du coffret**DISPLAY****Display type:** LCD, 7 digits**Digit height:** 6 mm**ENERGY****Maximum display:** 99999,9kWh**Resolution:** 100Wh**Metering LED:** 1imp/Wh**Total energy count:** not resettable**Accuracy (EN50470):** class B**INPUT****Single-phase network****Reference single-phase voltage:** 230V**Specified operating range:** 161...279V**Power consumption:** 2W 10VA**Reference frequency:** 50-60Hz**Tolerance:** 47...63Hz**Basic current, Ib:** 5A**Max. current, Imax:** 45A**Starting current:** 20mA**Short-time overcurrent (EN62053-21, EN62053-23):** 20Imax/10ms**Power factor****Specified operating range (EN62053-21, EN62053-23):** cos ϕ 0,5 ind...0,8 cap**Current distortion factor according to EN62053-21****AUXILIARY SUPPLY****Supply taken from measurement (selfsupplied)****PULSE OUTPUT****Pulse weight:** 1 imp/Wh**Type:** SO according EN62053-31, class A**Voltage U_{imp}:** 12...27Vdc**Current:** 10...27mA**Pulse duration:** 70ms**INSULATION**

(EN/IEC 62052-11-62053-21)

Installation category: III**Pollution degree:** 2**Insulation voltage rating:** 300V**A.C voltage test 4kV r.m.s 50Hz/1min****Considered circuits:** all circuits and earth**ELECTROMAGNETIC COMPATIBILITY****Test according to EN/IEC 62052-11****ENVIRONMENTAL CONDITIONS****Reference temperature:** 23°C \pm 2°C**Specified operating range:** -5...55°C**Limit range for storage and transport:** -25...70°C**Suitable for tropical climates****Max.power dissipation¹:** \leq 1W¹ For switchboard thermal calculation

BOITIER

Boîtier: 1 module DIN 43880

Façade et bornier plombable

Raccordement: bornier à vis

Montage: rail 35mm

Type de profil: TH35-15 (EN60715)

Matériau du boîtier: polycarbonate autoextinguible

Indice de protection (EN60529): IP20 bornes

Poids: 100 grammes

CAPACITE DES BORNES

ENTREE MESURE

Fil rigide: min. 1mm² / max. 10mm²

Fil souple: min. 1mm² / max. 7mm²

Couple de serrage conseillé: 0,8Nm / max. 1,1Nm

ATTENTION: pour des raisons de sécurité il est obligatoire de ne pas dépasser une densité de courant supérieure à 4A/mm² aux bornes d'entrée

SORTIE

Fil rigide: min. 1mm² / max. 7mm²

Fil souple: min. 1mm² / max. 4mm²

Couple de serrage conseillé: 0,3Nm (max. 0,4Nm)

HOUSING

Housing: 1 module DIN 43880

Sealability front frame and terminal blocks

Connections: screw terminals

Mounting: snap-on 35mm rail

Rail type: top hat TH35-15 (EN/IEC 60715)

Housing material: self-extinguishing polycarbonate

Protection degree (EN/IEC 60715): IP20 terminals

Weight: 100 grams

TERMINAL CAPACITY

MEASURE INPUT

Cable with lag: min. 1mm² / max. 10mm²

Flexible cable: min. 1mm² / max. 7mm²

Tightening torque advised: 0,8Nm / max. 1,1Nm

ATTENTION: for safety reasons, it is compulsory not to exceed 4A/mm² as current density in the input terminals.

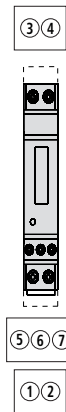
OUTPUT

Cable with lag: min. 1mm² / max. 7mm²

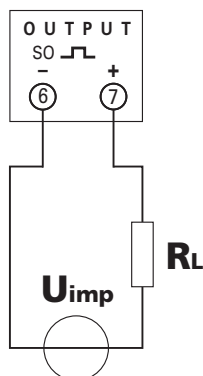
Flexible cable: min. 1mm² / max. 4mm²

Tightening torque advised: 0,3Nm (max. 0,4Nm)

POSITION BORNIER TERMINAL POSITION



RACCORDEMENT SORTIE IMPUSION



ATTENTION

La sortie impulsion doit être alimentée comme indique sur le schéma.

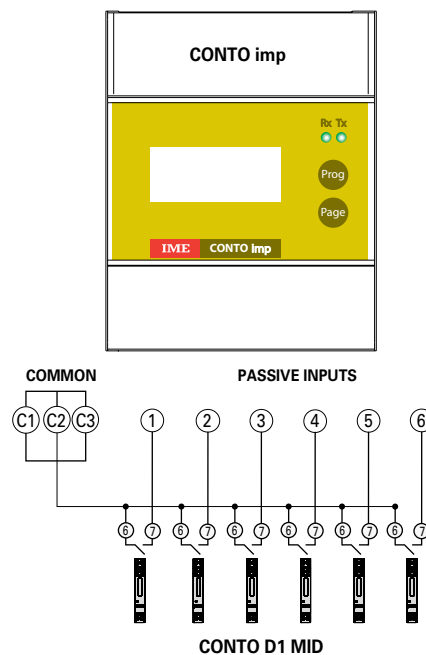
Respecter scrupuleusement les polarités et le mode de raccordement

ATTENTION

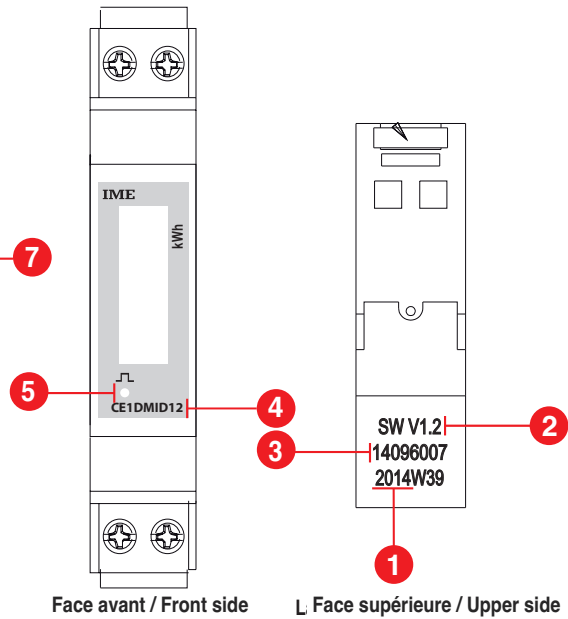
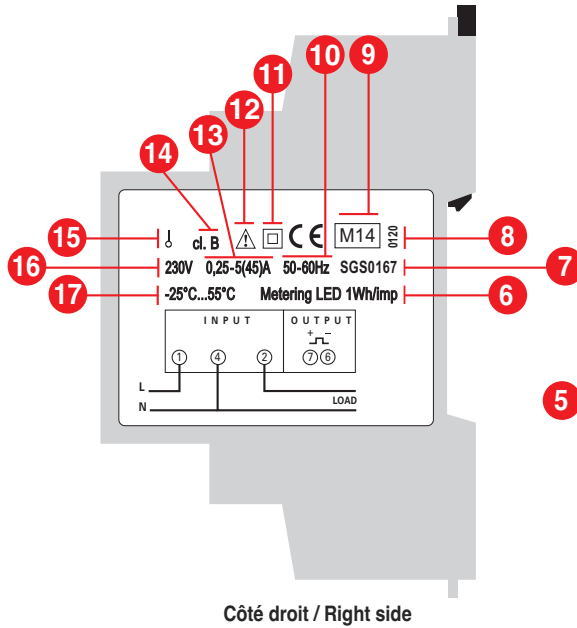
Pulse output must be fed as shown in the wiring diagram!

Scrupulously respect polarities and the connection mode.

PULSE OUTPUT CONNECTION



Raccordement Conto D1MID - Conto imp
Connection Conto D1MID - Conto imp



- 1 Année de fabrication
- 2 Version Firmware
- 3 Numéro de série
- 4 Code produit
- 5 LED métrologique
- 6 Poids impulsion LED métrologique
- 7 Numéro certification
- 8 Organisme de certification
- 9 Année d'apposition
- 10 Fréquence
- 11 Double isolement
- 12 Consulter le manuel d'instructions avant utilisation
- 13 Courant
- 14 Classe de précision
- 15 Raccordement sur réseau monophasé
- 16 Tension
- 17 Température de fonctionnement

- 1 Manufacturing year
- 2 Firmware version
- 3 Serial number
- 4 Product code
- 5 Metrological LED
- 6 Metrological LED pulse weight
- 7 Certifying number
- 8 Certifying board
- 9 Year of affixing
- 10 Frequency
- 11 Double insulation
- 12 Consult the instruction manual before mounting
- 13 Current
- 14 Accuracy class
- 15 Connection on single-phase
- 16 Voltage
- 17 Working temperature

DECLARATION DE CONFORMITE

Ce dispositif est conforme à la **Norme Européenne 2006/95/EC** et satisfait à toutes les conditions de la **Norme Européenne 2004/108/EC** sur la "compatibilité électromagnétique" selon les normes **EN55022 + A1 + A2** et **EN61000-4-2, -3, -4, -5, -6, -12**. Les normes de références sont:

EN62052-11 Equipement de comptage de l'électricité (c.a.)

Prescriptions générales, essais et conditions d'essai.

Equipement de comptage.

EN62053-21 Equipement de comptage de l'électricité (c.a.)

Prescriptions particulières

Partie 21: Compteurs statiques d'énergie active (classe 1 et 2).

Le dispositif est conforme au certificat CE de type et satisfait à toutes les prescriptions sur les compteurs électriques conformément à toutes les exigences de la **Directive 2004/22/EC** du Parlement Européen et du Conseil du 31/03/2004 sur les instruments de mesure électriques (OJ L 135 p.1) mise en oeuvre par le Quatrième Décret pour la modification du décret de vérification du 8/02/2007 (Federal Law Gazette I, p.70)

Les normes de références sont :

EN50470-1 Equipement de comptage d'électricité (c.a.)

Partie 1: Prescriptions générales, essais et conditions d'essai

Equipement de comptage (classes de précision A, B et C)

EN50470-3 Equipement de comptage d'électricité (c.a.)

Partie 3: Prescriptions particulières

Compteurs statiques d'énergie active (classe de précision A, B et C)

CONFORMITY DECLARATIONS

This equipment meets the **2006/95/EC European Standards** and satisfies all the conditions of **2004/108/EC European Standards** on "electromagnetic compatibility" with reference to the **EN55022 + A1 + A2** and **EN61000-4-2, -3, -4, -5, -6, -12** standards. The reference standards are:

EN62052-11 – Electricity metering equipment (a.c.).

General requirements, tests and tests conditions.

Part 11: Metering equipment.

EN62053-21 - Electricity metering equipment (a.c.).

Particular requirements.

Part 21: Static meters for active energy (classes 1 and 2).

The equipment meets the EC type-examination certificate and satisfies all the requirements on the electrical meters according to the requisites of the **Directive 2004/4/22/EC** of the European Parliament and of the Council of 31 March 2004 on measuring instruments (OJ L 135p. 1) implemented by the Fourth Ordinance for amending the Verification Ordinance dated 8 February 2007 (Federal Law Gazette I, p.70).

The reference standards are:

EN50470-1 – Electricity metering equipment (a.c.).


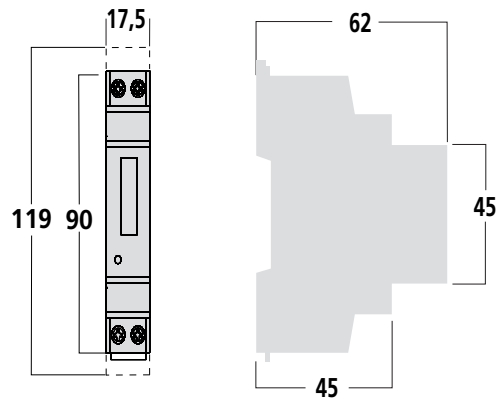
Part 1: General requirements, tests and tests conditions.

Metering equipment (class indexes A, B, and C)

EN50470-3 - Electricity metering equipment (a.c.).

Part 3: Particular requirements.

Static meters for active energy (class indexes A, B, and C).



SCHEMA DE RACCORDEMENT WIRING DIAGRAM

