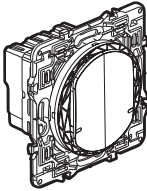


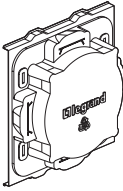
This product is a smart accessory **requiring** to install a starter pack or a gateway «... with Netatmo»

Pack contents



x1

2 gang connected switch

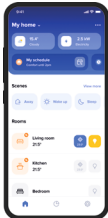


x1

Site protection


Frequency bands: 2.4 - 2.4835 GHz - Power level: < 100 mW

Download the **Home + Control** app and follow the instructions to associate your product



Download on the
App Store

GET IT ON
Google Play



You are now ready to control your installation and can customize your scenarios via the **Home + Control** app or your voice assistant.

works with
Google Home













works with
alexa

Works with
Apple Home

LE17067AA

Characteristics

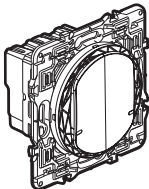
This switch works with the following loads :

 <div>+45° C +5° C</div>	 <div>2 x 1,5 mm²</div>		 <div>LED dimmable</div>			
110-240 ~ 50/60 Hz						
240 ~	Max.	250 W	(*) 50 VA	50 VA	250 VA	250 VA
110 ~	Max.	125 W	(*) 25 VA	25 VA	125 VA	125 VA

(*) (*) or 10 bulbs max. For comfortable lighting, we recommend using bulbs of the same type and manufacturer.
(**) (**) Ferromagnetic transformers must be loaded to more than 60% of their nominal power. When calculating the permissible power, the efficiency of ferromagnetic transformers must be taken into account. It is necessary to connect a load before programming and using the product.


Before starting : wiring precautions

If you plan to install two-way light switches, read the following precautions:
To control 1 light with 2 or more points of control, use only the following products :




2 gang connected switch with neutral

+



x1 or several



AND/OR




x1 or several

Do not use: two 2gang connected switches to control the same lighting point.

1 Necessary safety precautions



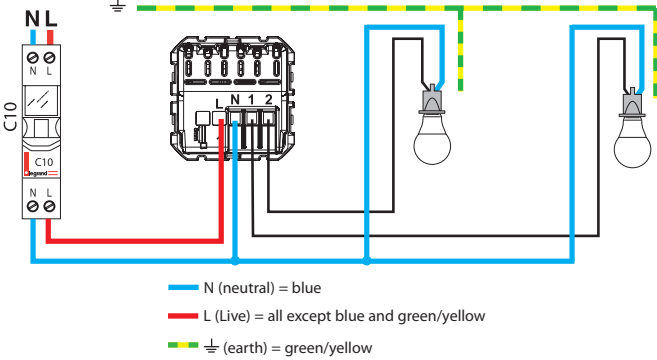
OFF
Switch off the power at the main circuit breaker



Make sure that the power is off before continuing with the installation.

2 Install the connected 2 gang switch

1 Wire the connected 2G switch



N (neutral) = blue

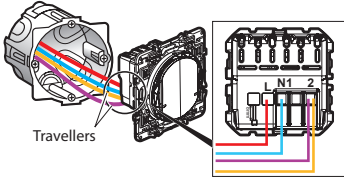
L (Live) = all except blue and green/yellow

⏏ (earth) = green/yellow

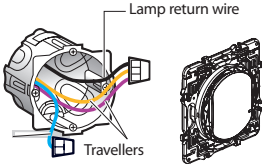
Tip if replacing an existing 2-way switch

The travellers 1 and 2 of the old switch must be wired together in terminal 1 or 2 of the new connected switch

Old flush mounted switch replaced by a wireless lighting control



Travellers




Lamp return wire

Neutral (if present)


Travellers

Use a connector to connect all 3 wires together (travellers 1 and 2 and lamp return wire). Use a separate connector to insulate the neutral wire



Safety instructions

This product should be installed in compliance with installation rules, preferably by a qualified electrician. Incorrect installation and/or incorrect use can lead to risk of electric shock or fire. Before carrying out the installation, read the instructions and take account of the product's specific mounting location. Do not open up, dismantle, alter or modify the device except where specifically required to do so by the instructions. All Legrand products must be opened and repaired exclusively by personnel trained and approved by Legrand. Any unauthorised opening or repair completely cancels all liabilities and the rights to replacement and guarantees. Use only Legrand brand accessories.



www.legrand.fr

LEGRAND - Pro and Consumer Service - BP 30076
87002 LIMOGES CEDEX FRANCE • www.legrand.com

iOS : To control this Apple Home enabled accessory the latest version of iOS or iPadOS is recommended. Apple - App Store is a service mark of Apple Inc. registered in the U.S. and other countries. iOS is a trademark or registered trademark of Cisco in the U.S. and other countries and is used under license. Apple Home : Apple Home and iPadOS are trademarks of Apple Inc. registered in the U.S. and other countries. Apple Home is a trademark of Apple Inc.
Google Play : A recent version of Android with access to Google Play is recommended.
Amazon : Amazon Alexa and all related logos are trademarks of Amazon.com Inc. or its affiliates. Android : Android Google Play and the Google Play logo are trademarks of Google LLC.

SIMPLIFIED EU DECLARATION OF CONFORMITY

The undersigned,
Legrand
declares that the radio-electric equipment referred to in these instructions complies with directive 2014/53/EU. The full text of the EU declaration of conformity is available on the following website:
www.legrandoc.com