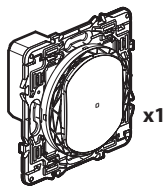


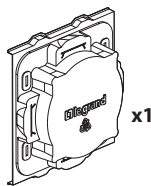
This product is a smart accessory **requiring** to install a starter pack or a gateway «... with Netatmo»

#### Pack contents



x1

Connected switch with neutral



x1

Site protection

Frequency bands: 2.4 - 2.4835 GHz - Power level: < 100 mW

#### Characteristics

In default operating mode (on/off), this switch works with the following bulbs :

Do not use a smart bulb with the connected switch with neutral (with dimmer option).

+35° C +5° C	2 x 1,5 mm <sup>2</sup>		LED		
110-240 ~ 50/60 Hz					
240 VAC	Maxi.	150 W	(*) 150 VA	150 VA	150 VA
110 VAC	Maxi.	75 W	(*) 75 VA	75 VA	75 VA

(\*) or 15 bulbs max. For comfortable lighting, we recommend using bulbs of the same type and make.

Product NOT COMPATIBLE with ferromagnetic transformer. Risk of product breaking.

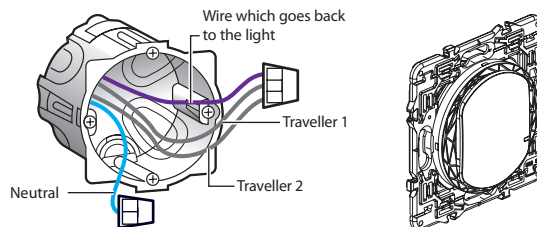
In dimmer option operating mode (which can be activated via the App), this switch functions only with dimmable bulbs (identifiable by the logo on packaging).



LE17062AA

#### Tip if replacing a two-way switch:

old flush-mounted switch replaced by the wireless switch.

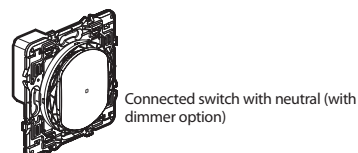


Use a **connector** to connect all 3 wires together (travellers 1 and 2 and lamp return wire).  
Use an other connector for neutral wire.

#### Before starting : wiring precautions

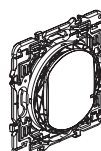
If you plan to install two-way light switches, read the following precautions :

To control a light with **two or more switches**, only use the following products :



Connected switch with neutral (with dimmer option)

AND



x1 or several

Wireless switches for all control points (not included in this pack)



x1 or several

AND/OR



x1 or several

AND/OR

up to 5 push buttons (not included in this pack)

**Do not use:** two connected switches (with dimmer option) to control the same lighting point.

2

#### 1 Necessary safety precautions



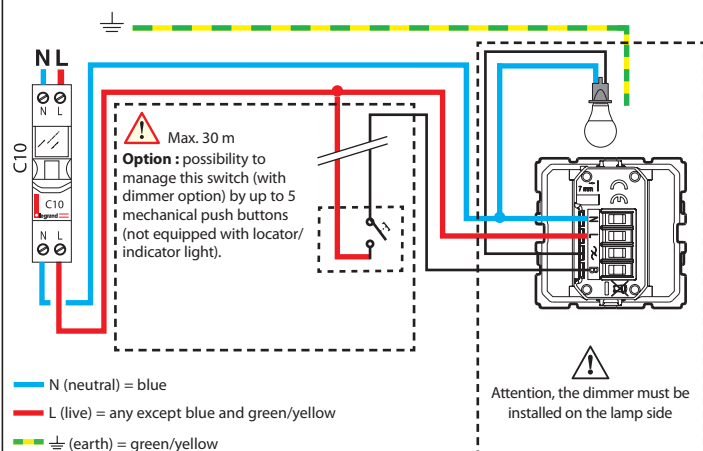
**OFF**  
Switch off the power at the main circuit breaker



**Make sure that the power is off before continuing with the installation.**

#### 2 Wire the connected switch with neutral (with dimmer option)

##### 1 Wire the connected switch




The connected light switch (with dimmer option) works with standard bulbs or dimmable bulbs including LEDs. Using dimmable LEDs is mandatory if dimmer mode is activated.



[www.legrand.fr](http://www.legrand.fr)

LEGRAND - Pro and Consumer Service - BP 30076  
87002 LIMOGES CEDEX FRANCE • [www.legrand.com](http://www.legrand.com)

Download the **Home + Control** app and follow the instructions to associate your product



You are now ready to control your installation and can customize your scenarios via the **Home + Control** app or your voice assistant.



#### Safety instructions

This product should be installed in compliance with installation rules, preferably by a qualified electrician. Incorrect installation and/or incorrect use can lead to risk of electric shock or fire. Before carrying out the installation, read the instructions and take account of the product's specific mounting location. Do not open up, dismantle, alter or modify the device except where specifically required to do so by the instructions. All **Legrand** products must be opened and repaired exclusively by personnel trained and approved by **Legrand**. Any unauthorised opening or repair completely cancels all liabilities and the rights to replacement and guarantees. Use only **Legrand** brand accessories.

#### SIMPLIFIED EU DECLARATION OF CONFORMITY

The undersigned, **Legrand**

declares that the radio-electric equipment referred to in these instructions complies with directive 2014/53/EU. The full text of the EU declaration of conformity is available on the following website:

[www.legrand.com/ecatalogue](http://www.legrand.com/ecatalogue)

iOS : To control this Apple Home enabled accessory the latest version of iOS or iPadOS is recommended. Apple : App Store is a service mark of Apple Inc.® registered in the U.S. and other countries. iOS is a trademark or registered trademark of Cisco in the U.S. and other countries and is used under license. Apple Home : Apple Home and iPadOS are trademarks of Apple Inc.® registered in the U.S. and other countries. Apple Home is a trademark of Apple Inc. Google Play : A recent version of Android with access to Google Play is recommended. Amazon : Amazon® Alexa and all related logos are trademarks of Amazon.com® Inc. or its affiliates. Android : Android® Google Play® and the Google Play logo are trademarks of Google LLC.™