• Green'up Control bornes de recharges métal à équiper
• Green'up Control metal charging stations to be equipped
0 580 18/19

legrand®

0 580 18/19

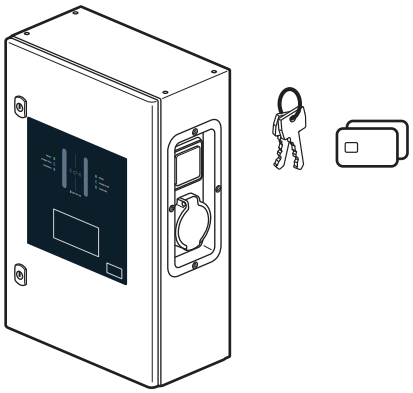

	0 580 18	0 580 19
P	7.4 kW - 22 kW	
U	230 V - 400 V	
A	32 A	
IP	55	
IK	10	
	- 25°C / + 55°C	
Communication	RS485 – Ethernet – 4G	
RFID (desactivable)	Oui/Yes	

0 590 53

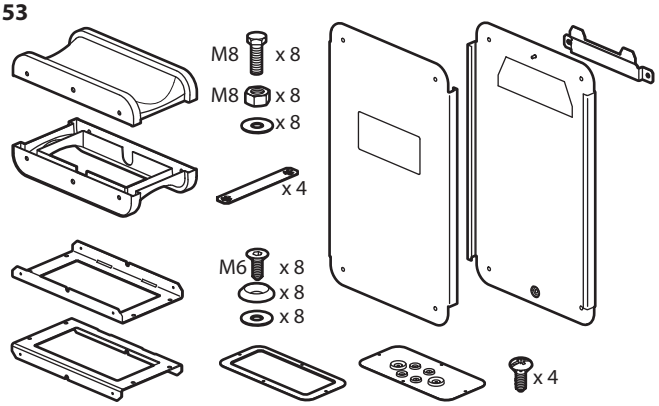

0 590 54

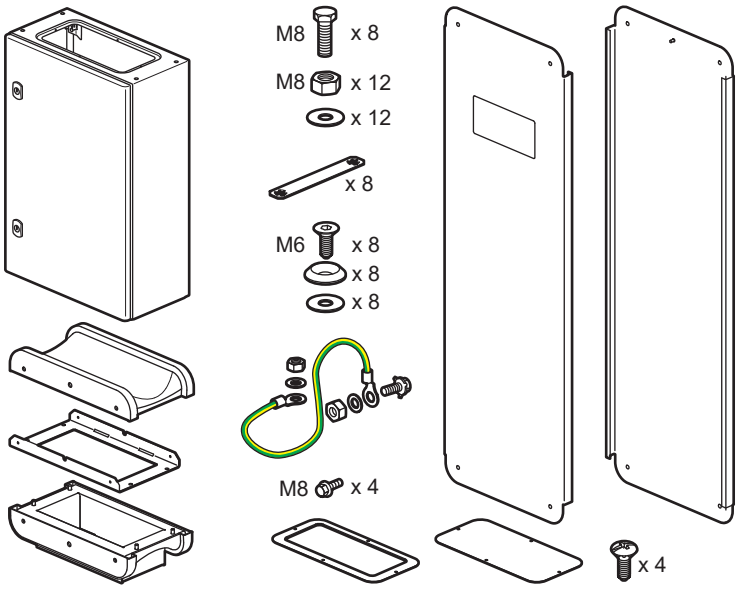

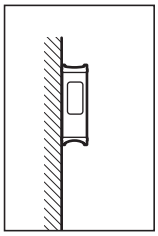

0 590 53

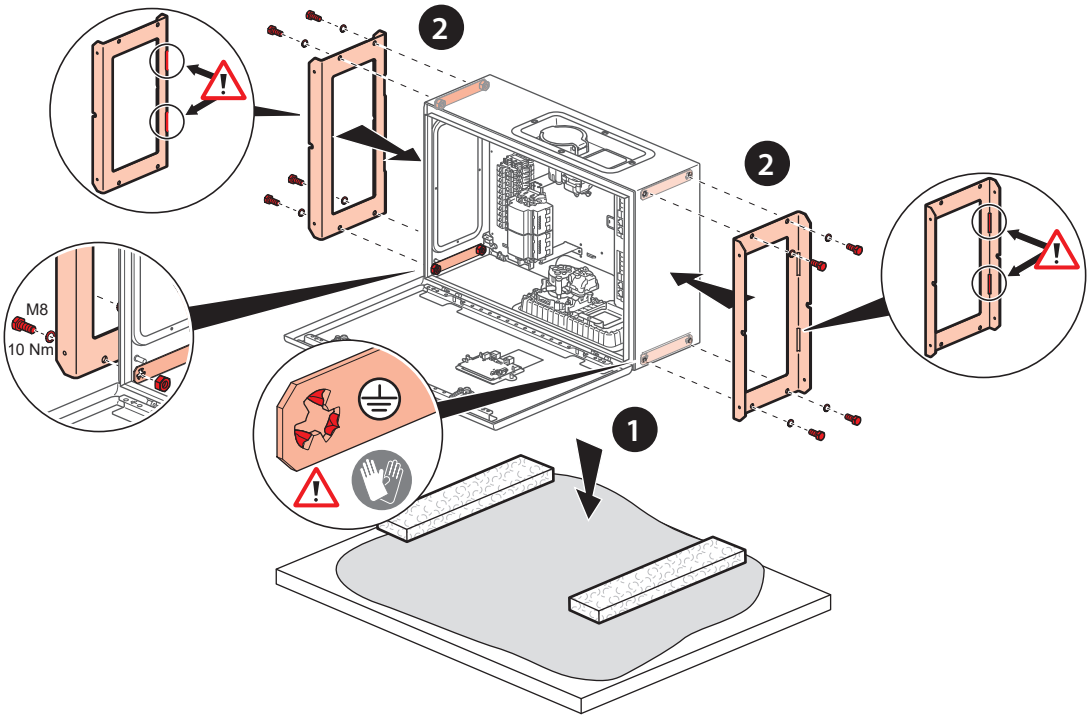

LE15518AA-04

3

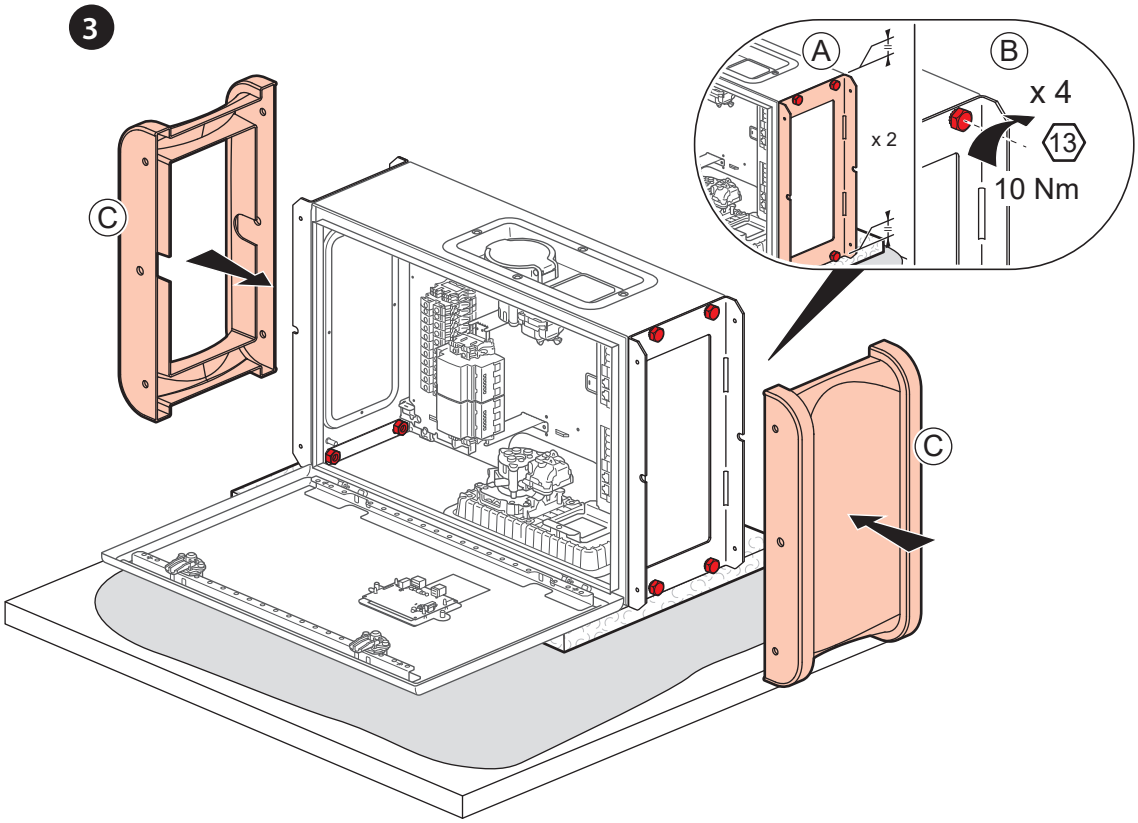

4

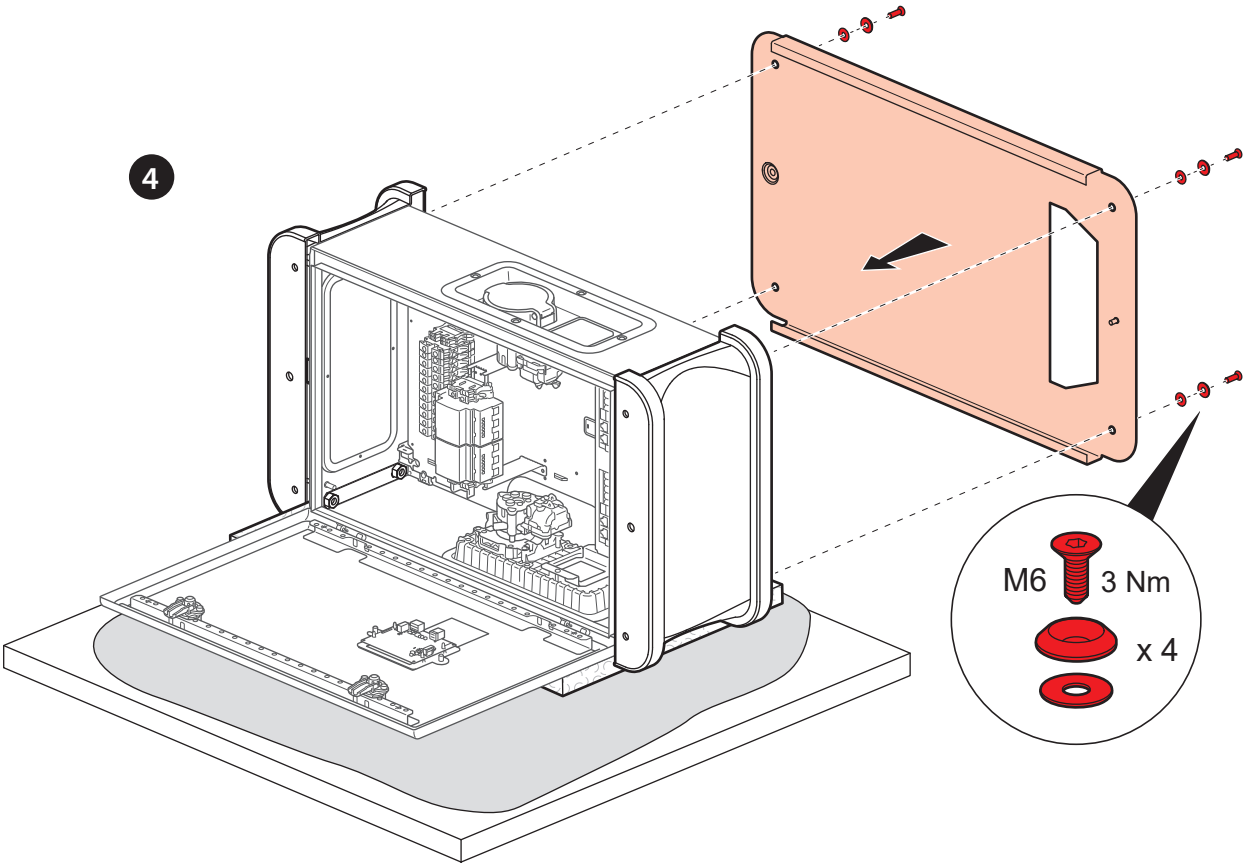

LE15518AA-04

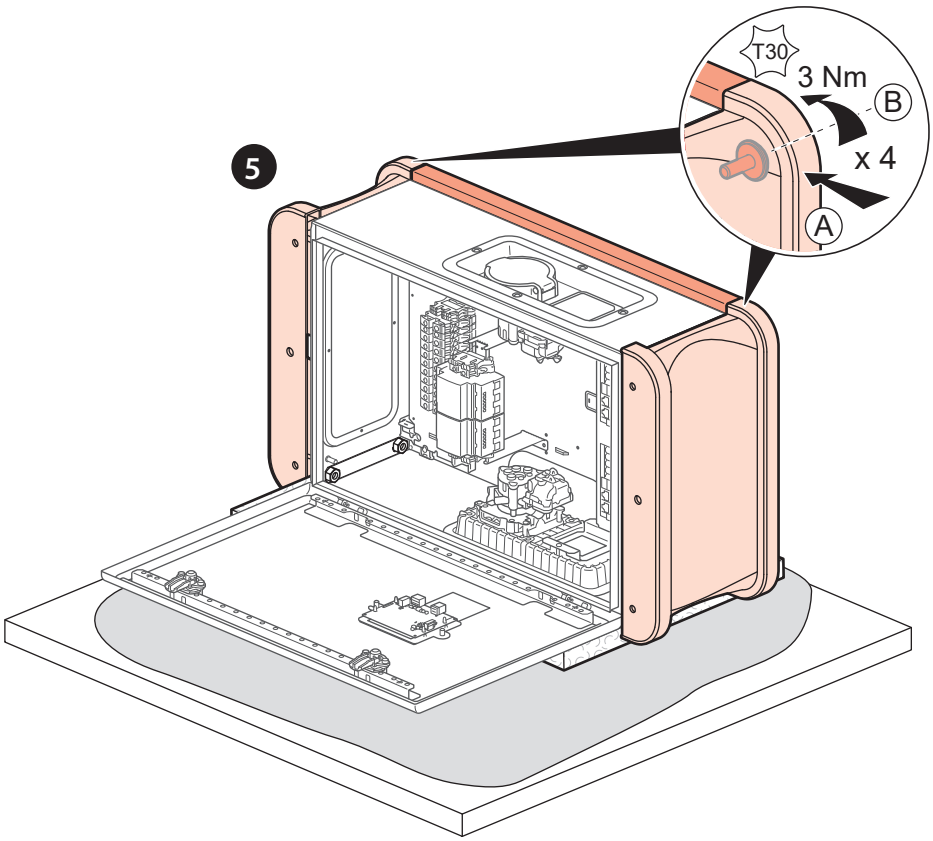

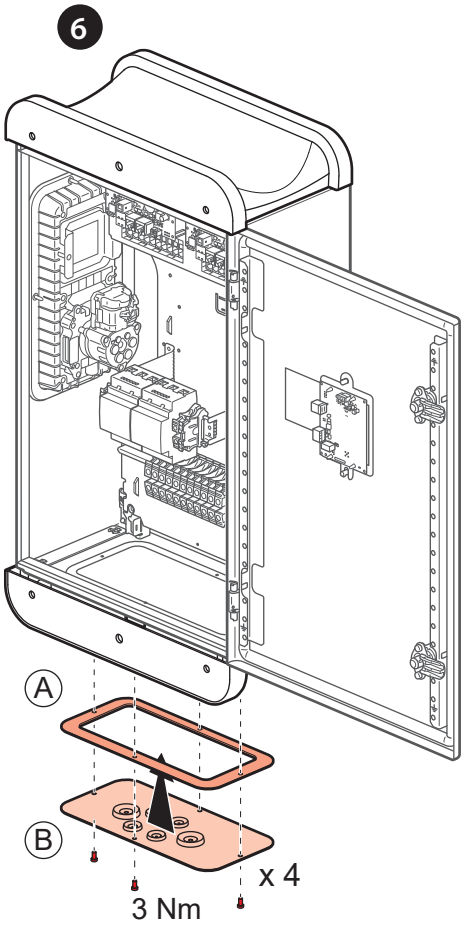

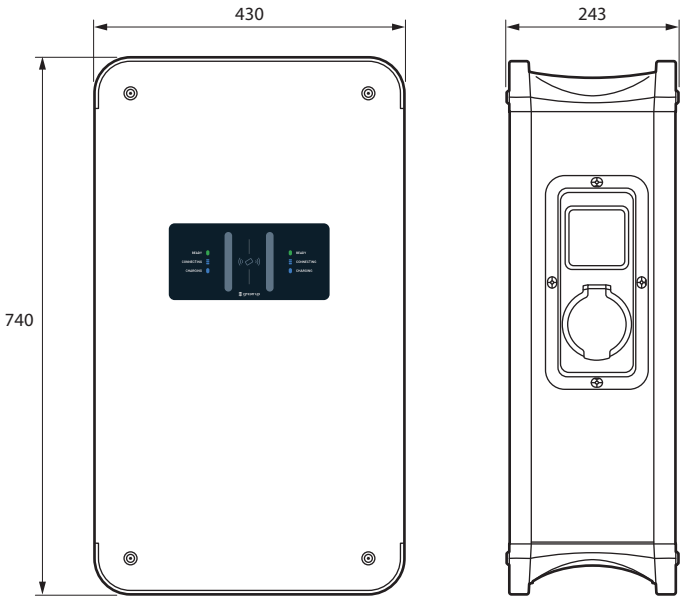

LE15518AA-04

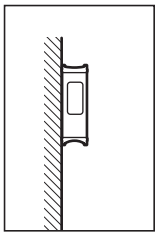

1

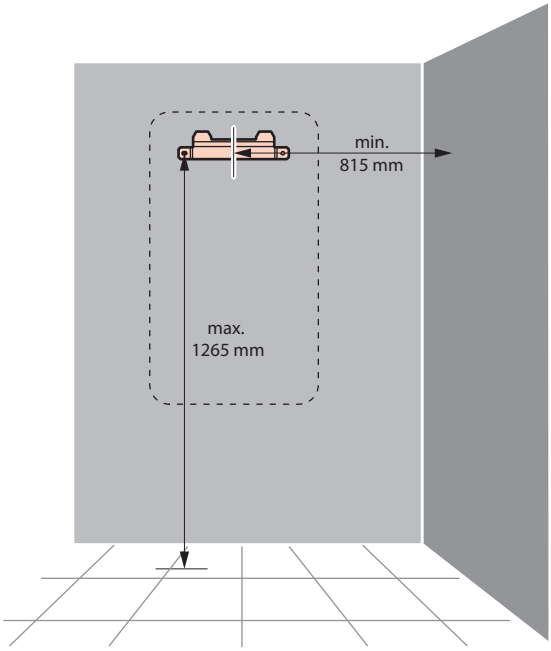

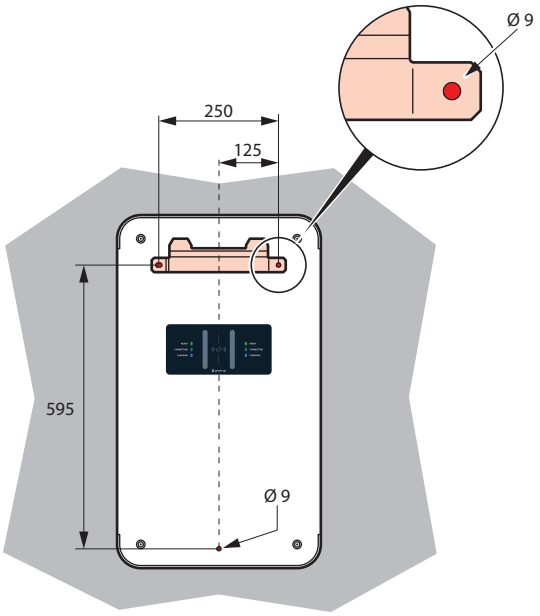

2

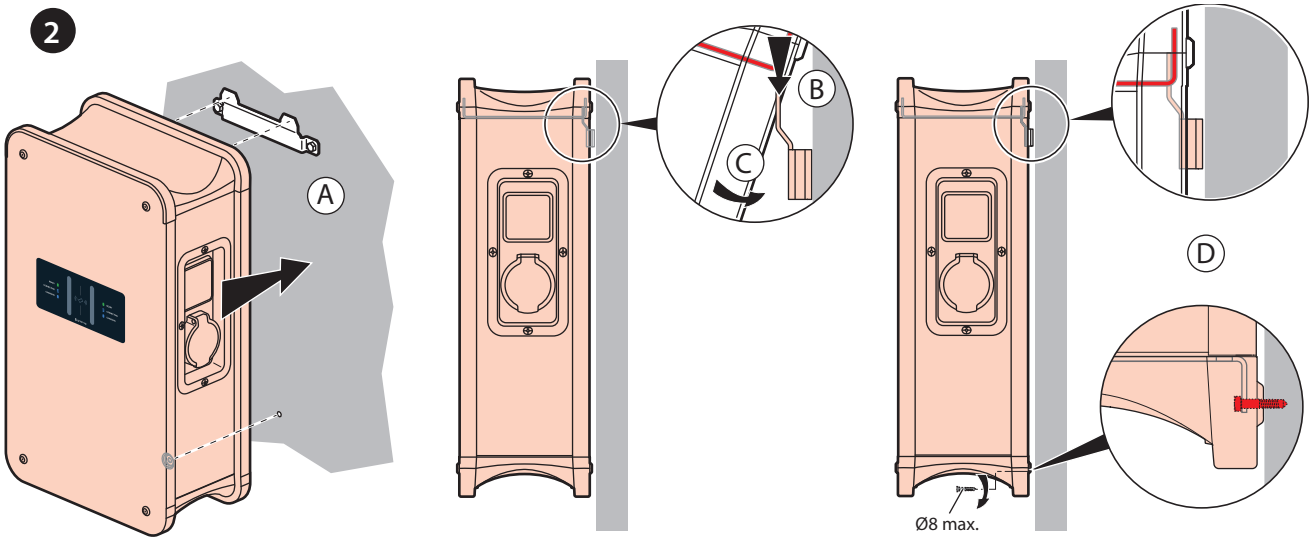

3

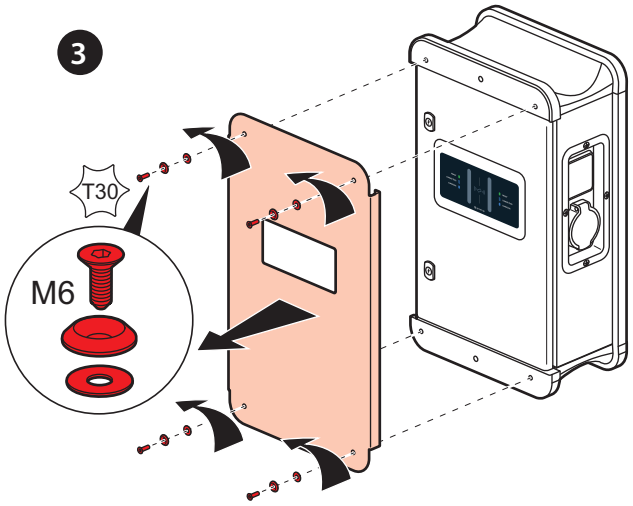

4

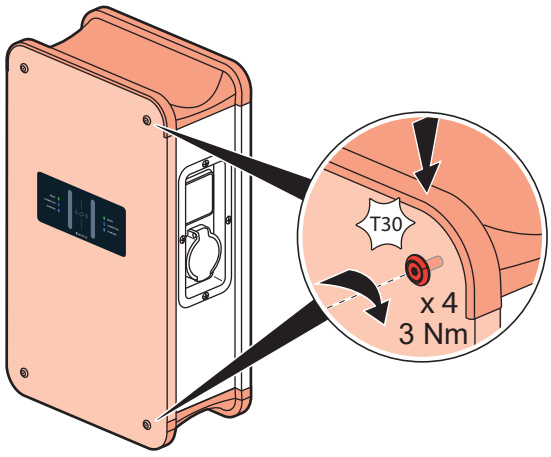

LE15518AA-04

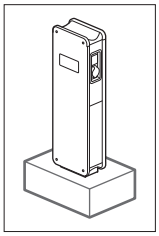

0 590 54

1

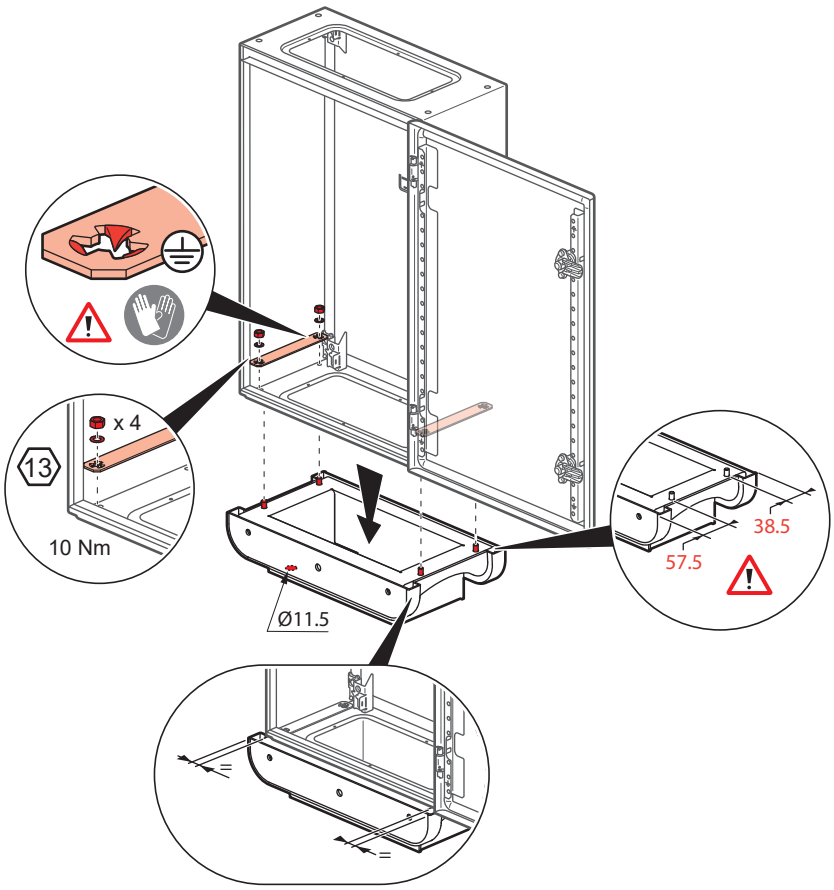

2

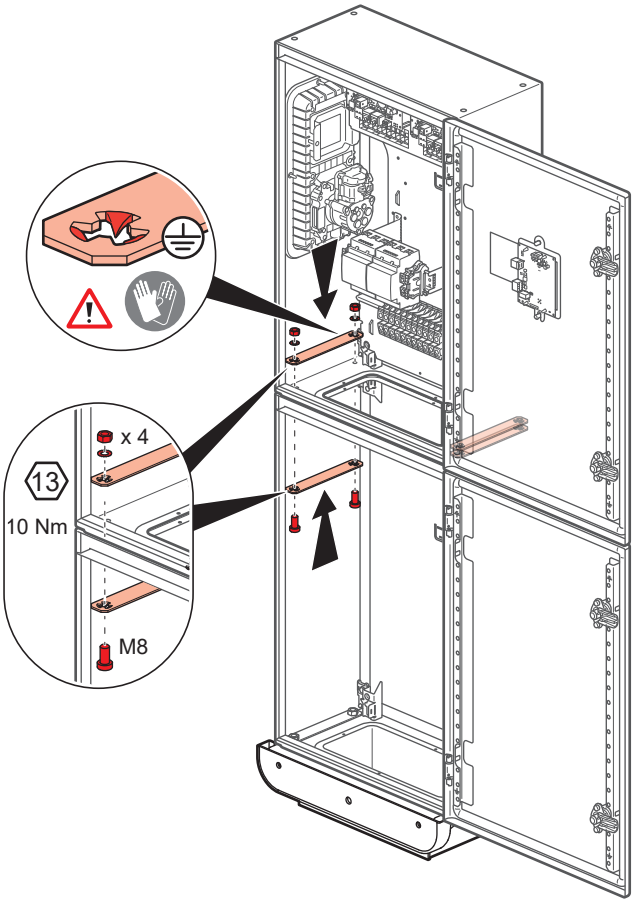

LE15518AA-04

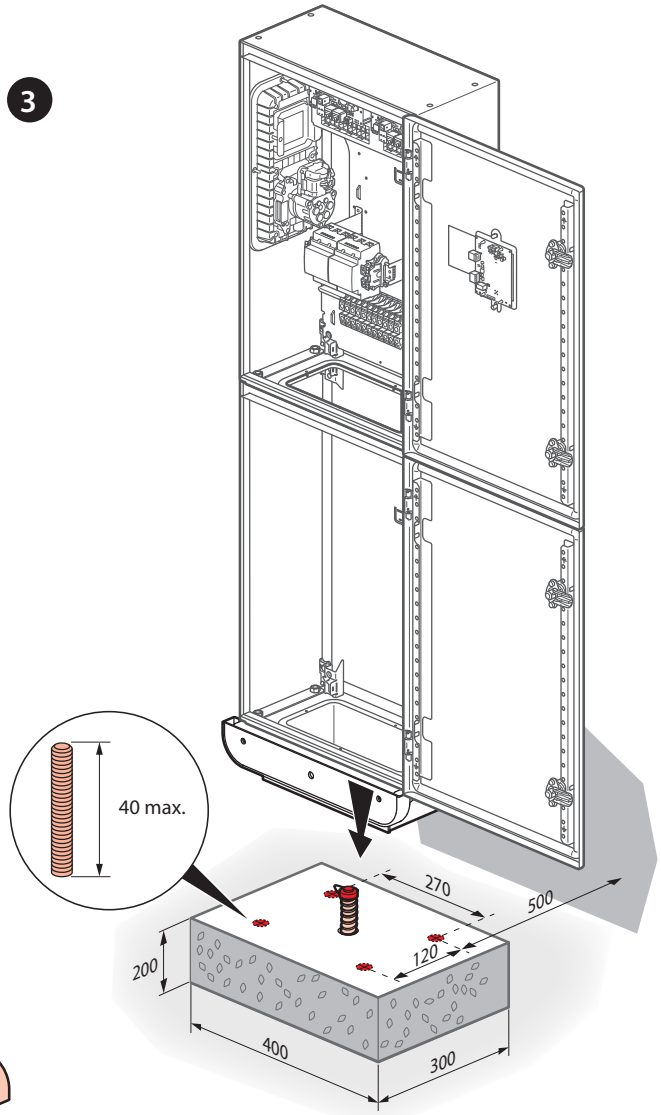

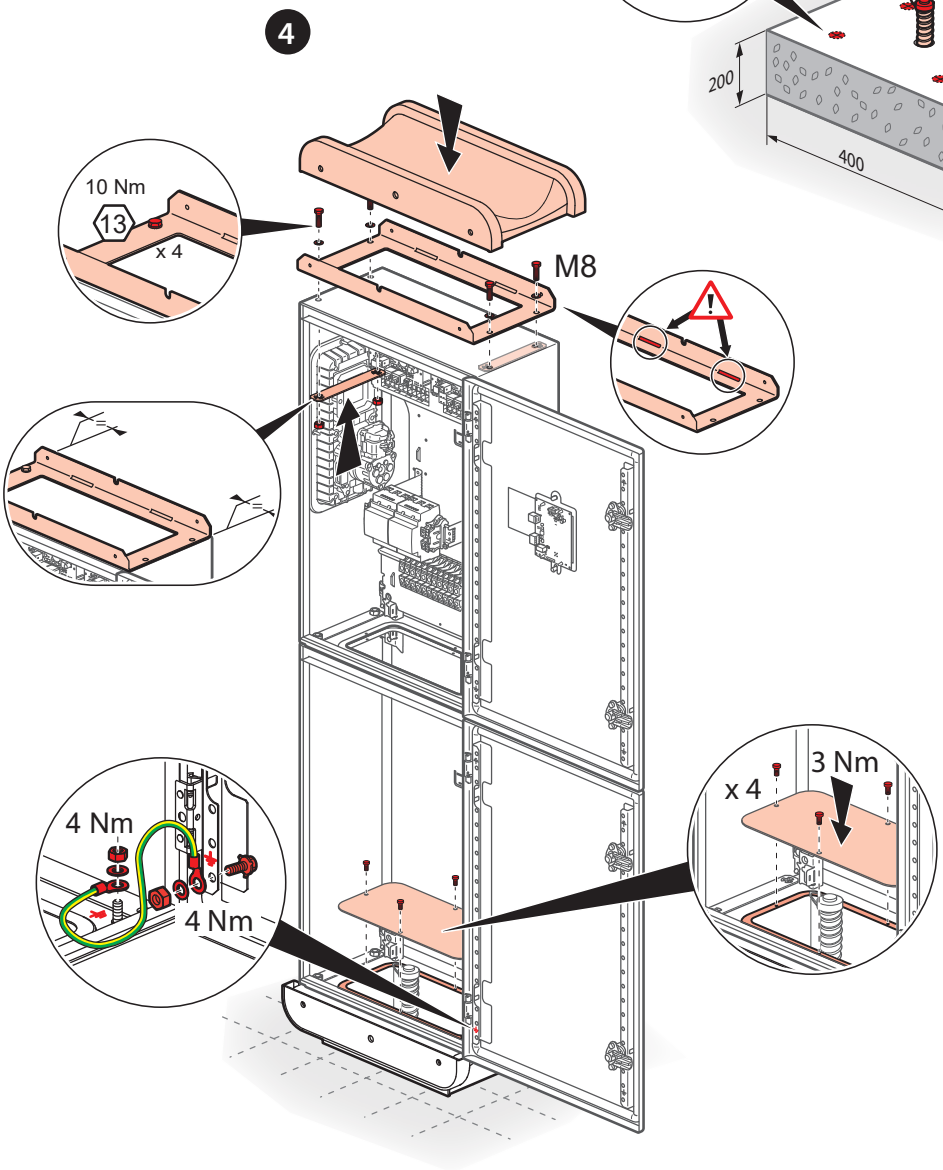

LE15518AA-04

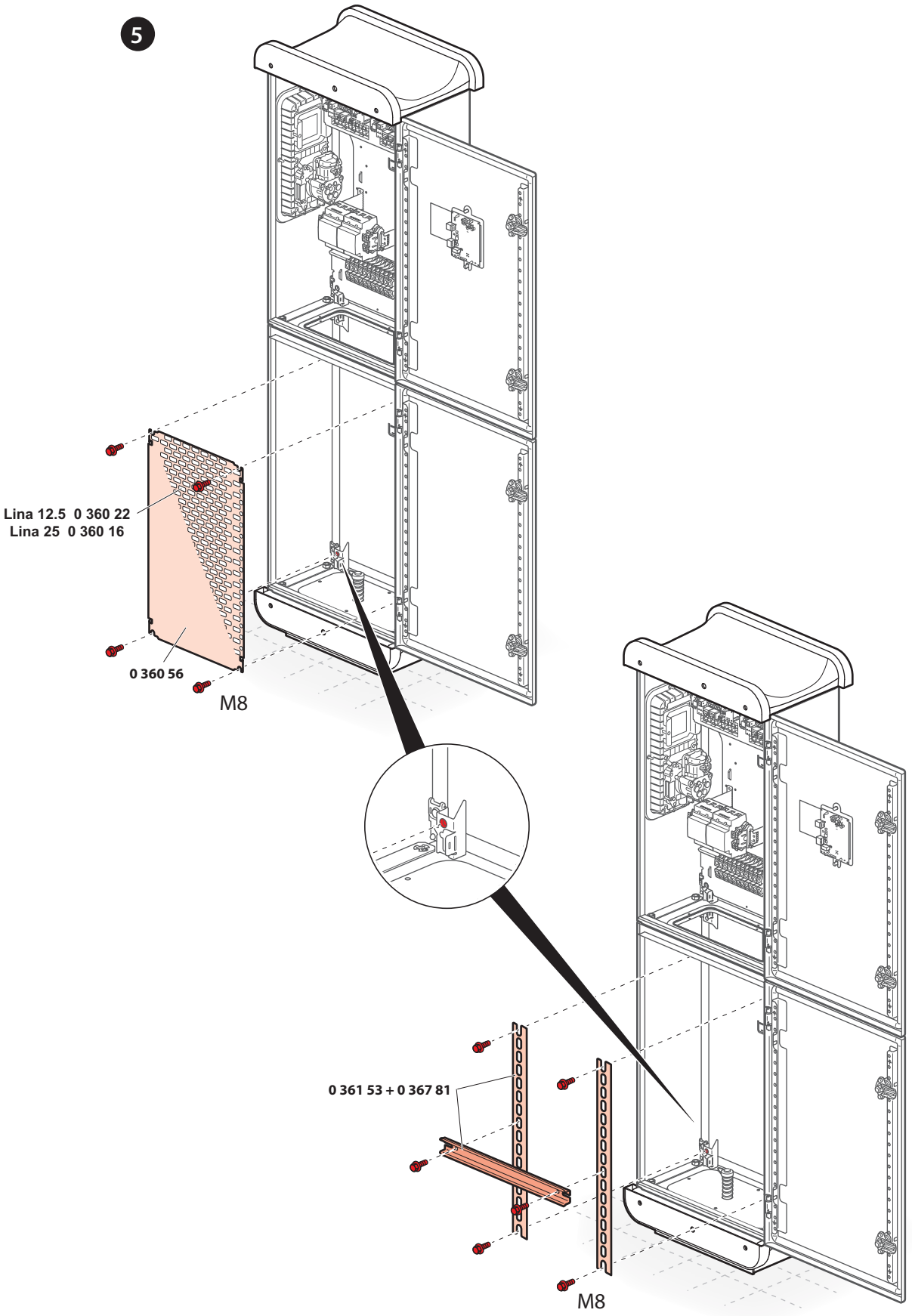

LE15518AA-04

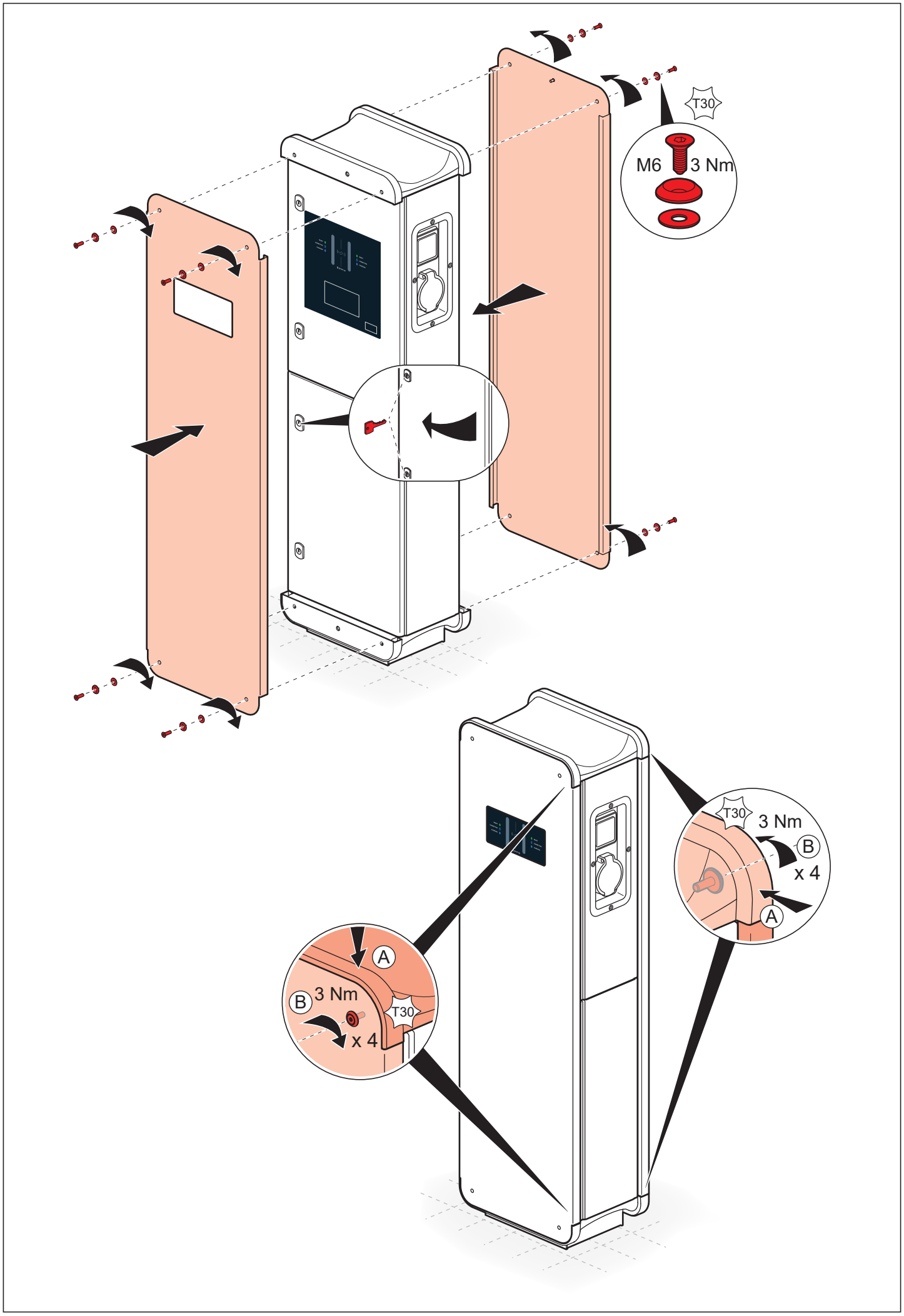
T30
M6
3 Nm
T30
3 Nm
B
x 4
A
A
B
3 Nm
T30
x 4
LE15518AA-04

0 580 18

Ph+N

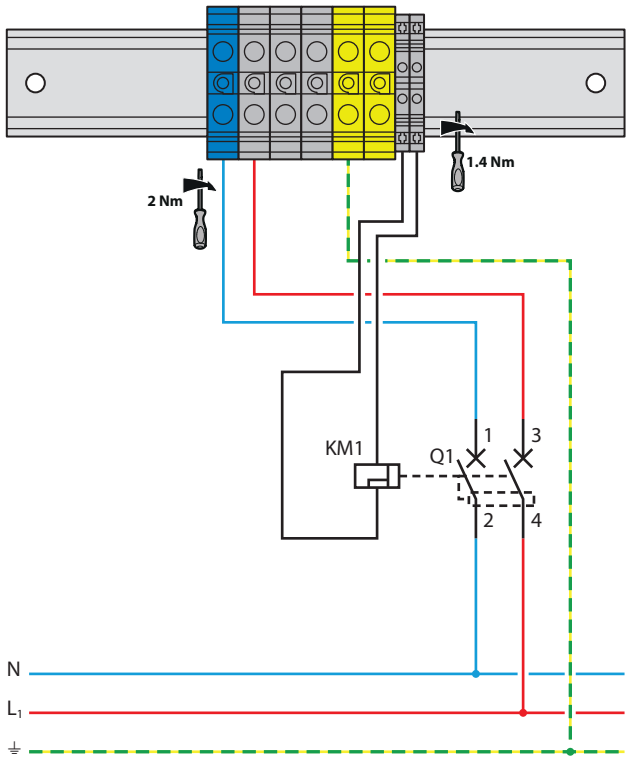

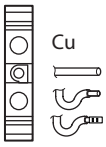

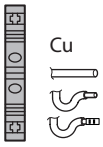

3P+N

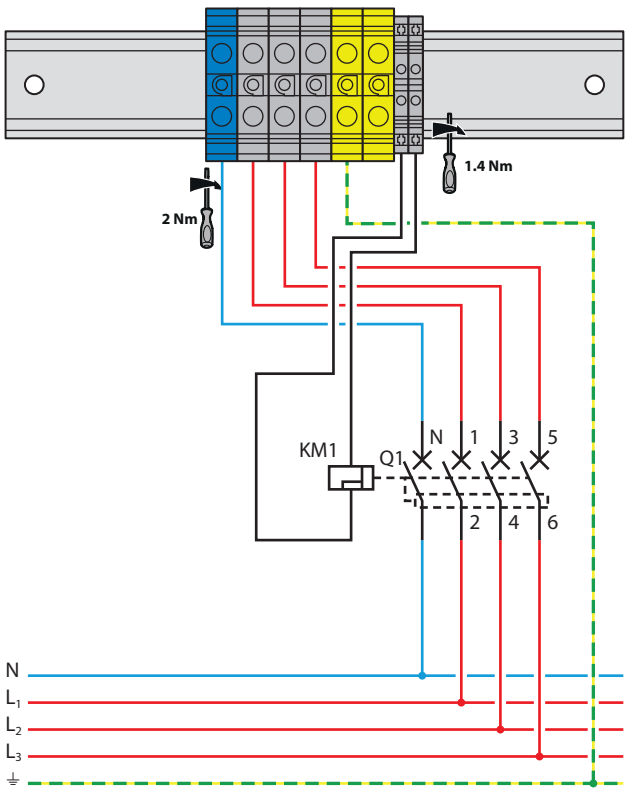

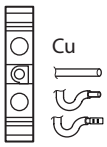

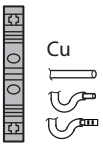

				Legrand France		Legrand International		Bticino	
0 580 18	**A**	**kW**	**Ø min. (mm²)**	**KM1**	**Q1**	**KM1**	**Q1**	**KM1**	**Q1**
Ph + N	16	3,7	2.5	4 062 76	4 107 54	4 062 76	4 110 95	F80ST1	GN8813F16
	20	4,6	4		4 107 55		4 110 96		GN8813F20
	25	5,8	6		4 107 56		4 110 97		GN8813F25
	32	7,4	10		4 108 59		4 110 98		GN8813F32
3P + N	16	11	2.5	4 062 76	4 112 45	4 062 76	4 112 45	F80ST1	GN8843F16
	20	15	4		4 112 46		4 112 46		GN8843F20
	25	18	6		4 112 47		4 112 47		GN8843F25
	32	22	10		4 079 02 + 4 105 33		4 079 32 + 4 105 34		GN8843F32

Pour la section de câble à utiliser : se référer aux notes de calculs / *For the cable section to use: refer to the calculation notes*

LE15518AA-04

0 580 19

Ph+N

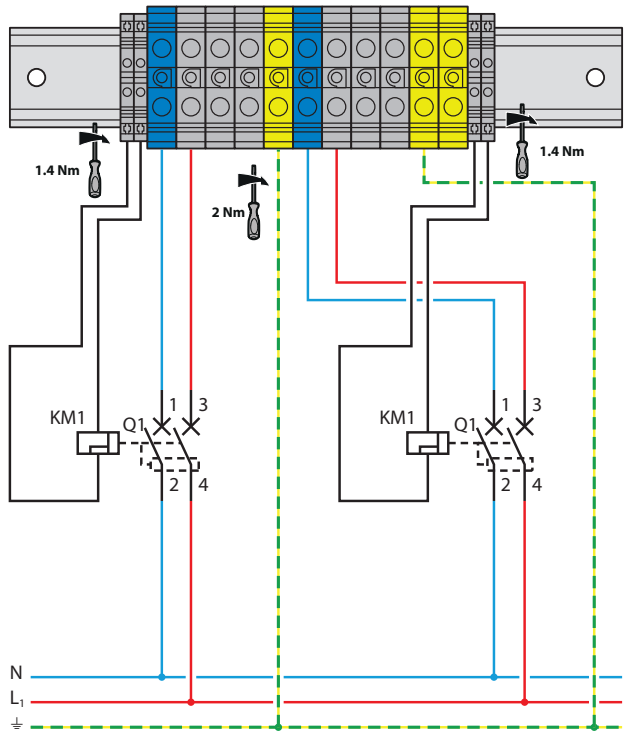

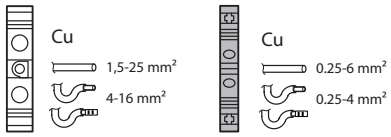

3P+N

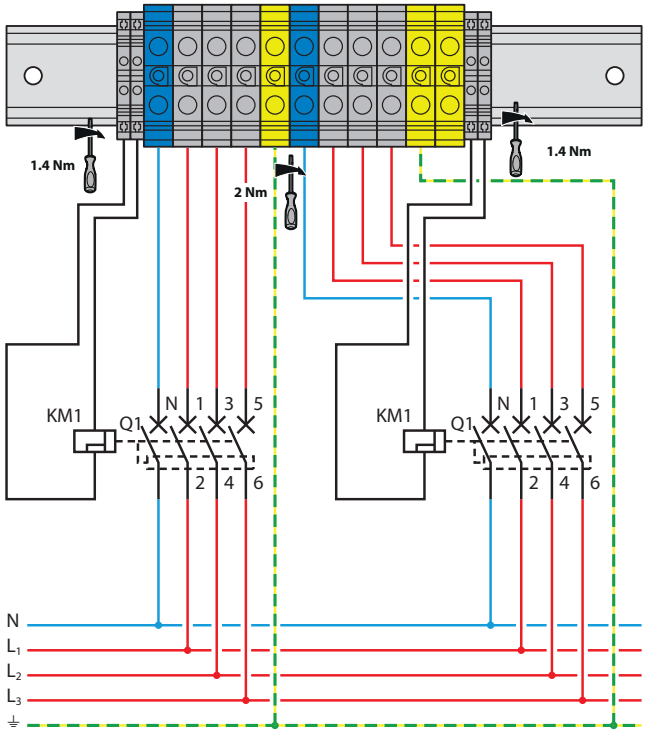

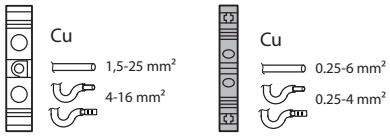

				Legrand France		Legrand International		Bticino	
0 580 19	**A**	**kW**	**Ø min. (mm²)**	**KM1 x 2**	**Q1 x 2**	**KM1 x 2**	**Q1 x 2**	**KM1 x 2**	**Q1 x 2**
Ph + N	16	3,7	2.5	4 062 76	4 107 54	4 062 76	4 110 95	F80ST1	GN8813F16
	20	4,6	4		4 107 55		4 110 96		GN8813F20
	25	5,8	6		4 107 56		4 110 97		GN8813F25
	32	7,4	10		4 108 59		4 110 98		GN8813F32
3P + N	16	11	2.5	4 062 76	4 112 45	4 062 76	4 112 45	F80ST1	GN8843F16
	20	15	4		4 112 46		4 112 46		GN8843F20
	25	18	6		4 112 47		4 112 47		GN8843F25
	32	22	10		4 079 02 + 4 105 33		4 079 32 + 4 105 34		GN8843F32

Pour la section de câble à utiliser : se référer aux notes de calculs / *For the cable section to use: refer to the calculation notes*

LE15518AA-04

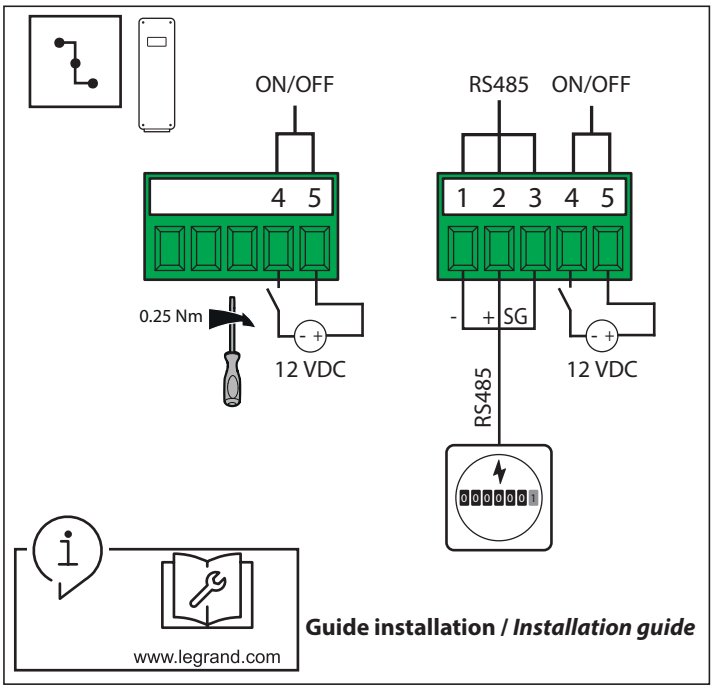

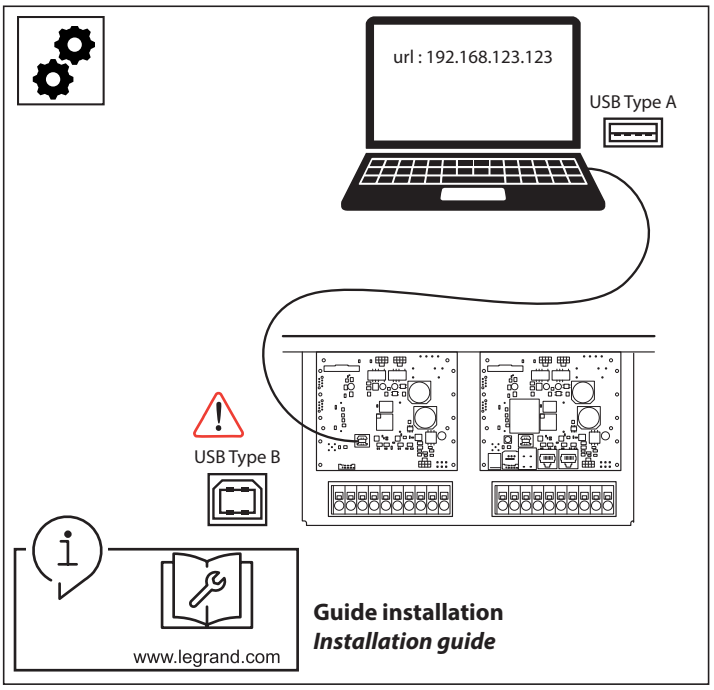

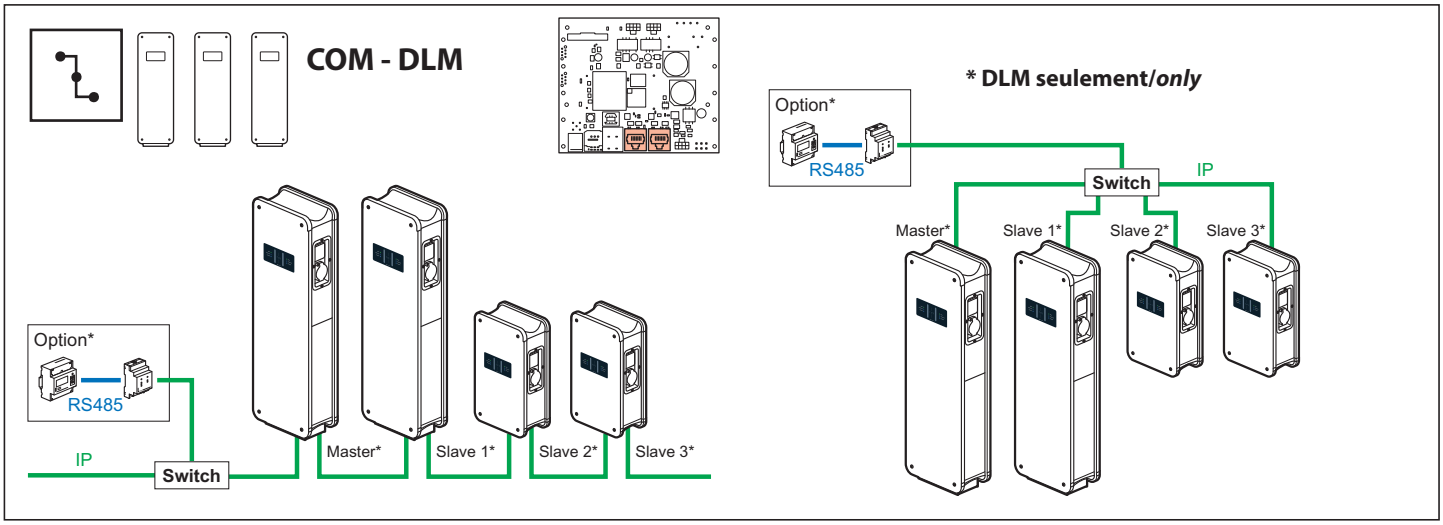

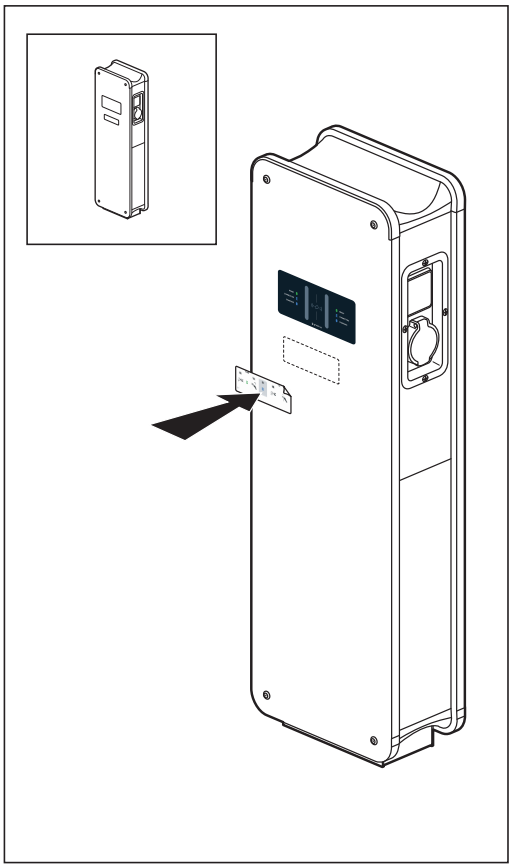

Caractéristiques techniques[1] / *Technical characteristics[1]*

Installation / *Installation*	
Intérieur ou extérieur, zone d'accès non limitée (hors voirie), destinée à être utilisée par des personnes ordinaires (DBO), ensemble en coffret (fixation murale) ou en armoire (fixation au sol), degré de pollution 3 à l'extérieur du produit (pollution 2 à l'intérieur du produit), régime de neutre compatible TNS, TT. En cas de régime de neutre en IT, il est possible de changer localement le régime de neutre par l'ajout d'un transformateur d'isolement. Construction fixe. *Interior or exterior, unlimited access zone (excluding roads), intended for use by ordinary persons (DBO) assembly in cabinet (wall mounted) or enclosure (floor mounted),* *Pollution Degree 3, TNS, TT, compatible earthing system.* *In the event of an IT earthing system, this can be changed locally by adding an isolating transformer.* *Fixed construction*	
Environnement / *Environment*	
Température d'utilisation / *Operating temperature*	-25°C / +55°C
Température de stockage / *Storage temperature*	-25°C / +70°C
Classe de corrosivité / *Corrosivity class*	C4 élevée 720h selon ISO 9227 - C4 élevée selon ISO 9223 *4C high 720h according to ISO 9227 - 4C high according to ISO 9223*
Indice de protection / *Protection rating*	IP 55 (IEC 60529), medium resistance (IEC 61439-7) + IK 10 (EN 62262)
Exposition solaire / *Exposure to sunlight*	Test ISO 4892-2 Weatherometer 1250h Méthode A / *ISO 4892-2 Weatherometer test, 500 hrs Method A*

LE15518AA-04

Caractéristiques techniques[1] / *Technical characteristics[1]*

	0 580 18	0 580 19
Caractéristiques électriques / *Electrical characteristics*		
Tension d'emploi (Ue) / *Operating voltage (Ue)* Courant assigné (In A, In C) / *Rated current (In A, In C)*	Borne monophasée phase + N 230 V~ 32 A (déterminé à 20°C) *Single-phase charging station, phase + N 230V~ 32A (determined at 20°C)* Borne triphasée 3 phases + N 400 V~ 32 A (déterminé à 20°C) *Three-phase charging station, 3 phases + N 400V~ 32A (determined at 20°C)*	
Tension de chocs (Uimp) / *Impulse voltage (Uimp)*	4 kV	
Tension d'isolement (Ui) / *Insulation voltage (Ui)*	500 V	
Fréquence (fn) / *Frequency (fn)*	50 Hz	
Tension assignée / *Rated voltage*	230 V / 400 V	
Tolérance de tension (V) Hors exigences véhicules *Voltage tolerance (V) Regardless of vehicle requi*rements	208 V - 253 V	
Protection différentielle intégrée *Built-in Residual current circuit breaker*	Détection 6 mA contre les courants de défaut DC 6 mA DC fault current detection	
Raccordement sur secteur *Connection to the mains*	Phase/Neutre/Terre sur bornes à vis 1,5 à 25 mm² rigide H07 V R/U ou souple H07 V K avec embout. Borne de recharge raccordée en permanence au réseau d'alimentation à courant alternatif. *Phase/Neutral/Earth on rigid 1.5 to 25 mm² screw terminals H07 V R/U or flexible terminals H07 V K .* *Charging terminal permanently connected to the AC power supply network.*	
Modes de charge *Type of load*	Mode 3 borne de recharge équipée d'un système de verrouillage pour le Mode 3 *Mode 3 charging terminal equipped with a locking system for Mode 3*	
Raccordement du véhicule prise Mode 3 *Vehicle connection Mode 3 connector*	Type 2 3P+N (compatible monophasé) avec pilotes conforme à IEC 62196-1 et IEC 62196-2. Utiliser uniquement une fiche homologuée constructeur avec contacts argentés. Utilisation de prolongateur et adaptateur interdite. *Type 2 3P+N (single-phase compatible) with pilots compliant with IEC 62196-1 and IEC 62196-2.* *Use only a manufacturer-approved plug with silver-plated contacts.* *Use of extension and adapter prohibited.*	
Commande de ventilation externe *External ventilation control*	Non applicable Not applicable	
Normes de référence / *Reference standards*		
Installation / *Installation*	NF C 15-100, guide UTE C 17-722 / NF C 15-100, UTE C 17-722 guide, IEC 60364-7-722 exigences pour les installations spéciales ou les fournitures d'emplacements pour les véhicules électriques / *requirements for special installations or locations supplies for electric vehicles*	
Produit / *Product*	IEC 61851-1, IEC 61439-7	
Sécurité électrique / *Electrical safety*	Classe 1 IEC 61140 / *Class 1 IEC 61140*	

(1) Spécifications susceptibles d'évoluer sans avis préalable / **Specifications are subject to change without notice*

Caractéristiques des protections intégrées / *Embedded protections characteristics*

Références disjoncteurs/ Disjoncteurs différentiels MCB/RCBO Cat. Nos	Type	Courbe / *Curve*	Calibre (A) *Rating (A)*	Icc	Ipk(kA)	I^2t	Icw (kA)
GN8813F16	F	C	16	4500A / 6KA	6.75	37000A²s	6
4 107 54 / GN8813F20	F	C	20	4500A / 6KA	6.75	37000A²s	6
4 107 55 / GN8813F25	F	C	25	4500A / 6KA	6.75	37000A²s	6
4 107 56 / GN8813F32	F	C	32	4500A / 6KA	6.75	37000A²s	6
4 108 59	F	C	40	6000A / 10kA	10,2	63000A²s	10
4 112 45	F	C	20	6000A / 10kA	10,2	63000A²s	10
4 112 46	F	C	25	6000A / 10kA	10,2	63000A²s	10
4 112 47	F	C	25	6000A / 10kA	10,2	63000A²s	10
4 079 02		C	40	6000A / 10kA	10,2	63000A²s	10
4 105 33	F		40				10
4 110 95	F	C	20	6000A / 10kA	10,2	52000A²s	6
4 110 96	F	C	25	6000A / 10kA	10,2	52000A²s	10
4 110 97	F	C	32	6000A / 10kA	10,2	52000A²s	10
4 110 98	F	C	40	6000A / 10kA	10,2	63000A²s	10
4 079 32		C	40	6000A / 10kA	10,2	63000A²s	10
4 105 34	F		63				10
GN8843F16	F	C	16	4500A / 6KA	10,2	63000A²s	10
GN8843F20	F	C	20	4500A / 6KA	10,2	63000A²s	10
GN8843F25	F	C	25	4500A / 6KA	10,2	63000A²s	10
GN8843F32	F	C	32	4500A / 6KA	10,2	63000A²s	10

Le soussigné, LEGRAND, déclare que l'équipement radioélectrique du type (0 580 18/19)
est conforme à la directive 2014/53/UE. Le texte complet de la déclaration UE de conformité est disponible à l'adresse suivante : www.legrand.com
The undersigned, LEGRAND, declares that radio equipment of type (0 580 93/94)
complies with the Directive 2014/53/EU. The full text of the EU declaration of conformity can be found at: www.legrand.com

LE15518AA-04