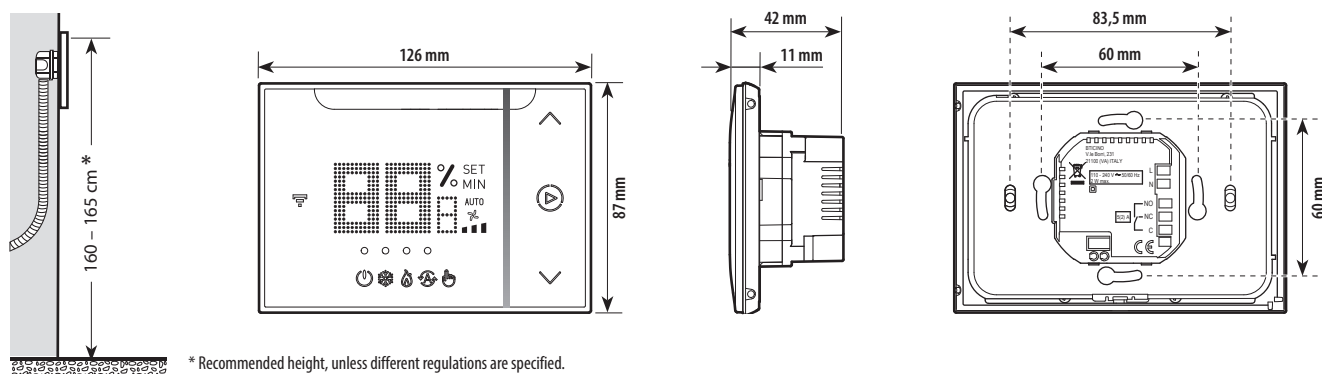


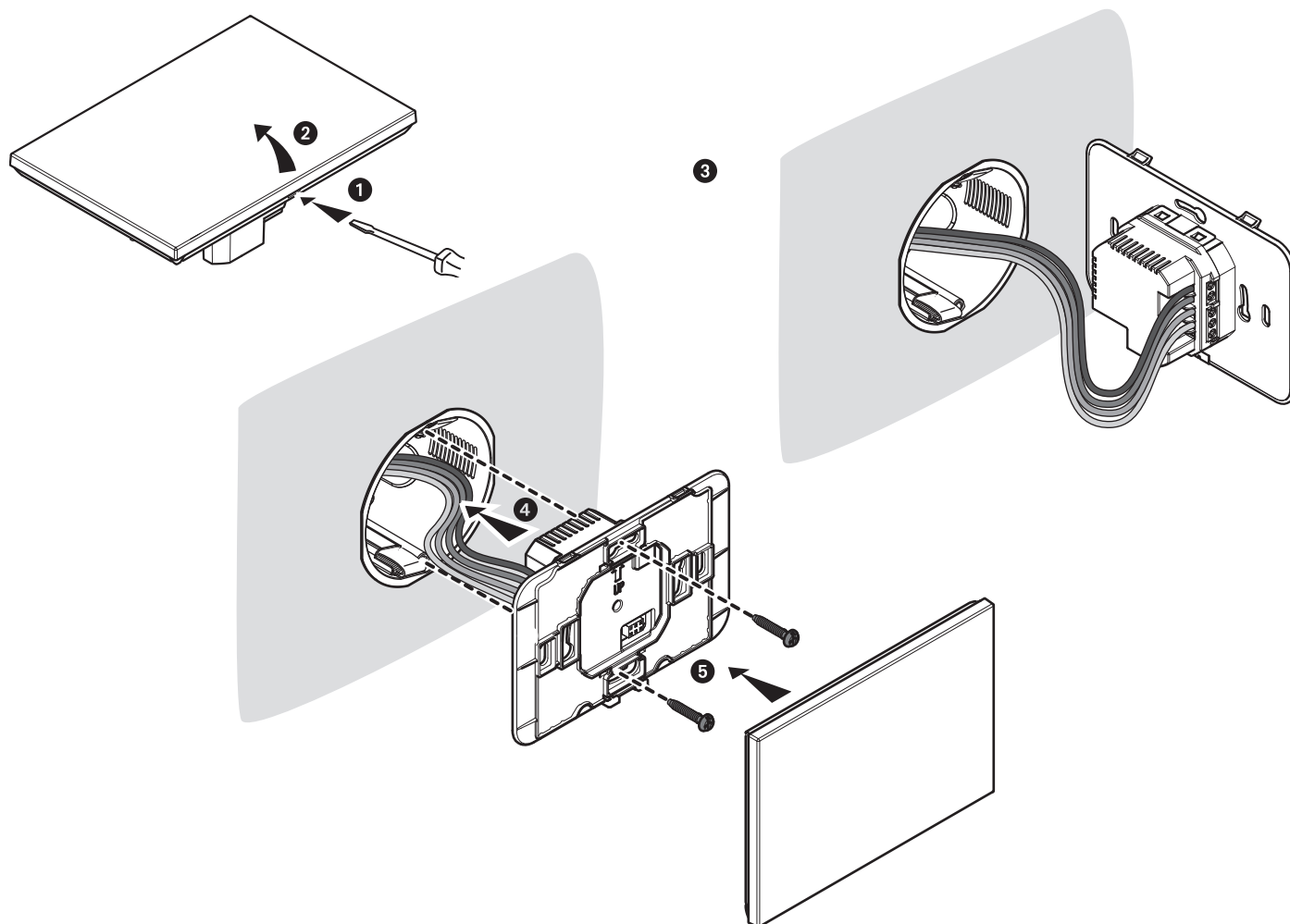
Dimensional data



Mounting

Note : install the Smarther so that it is within the field of view of the air conditioning unit, making sure that there are no obstacles in between (plants, furniture, light fittings, etc.) that may impair communication between the infrared transmitter and receiver.

The device is compatible with the Italian (500/502E/502PB/503E/503PB), British (UA1) and French (080051/ 080031/ 080151/080161/089239/080121) standard boxes.



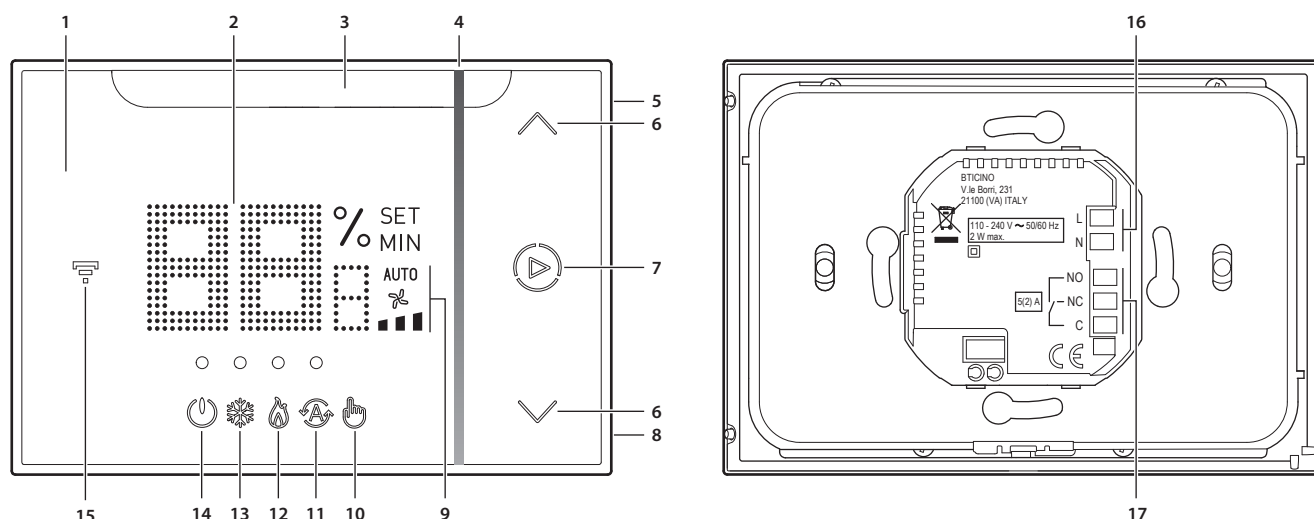
Caution: avoid tightening the screws too much, in order to prevent any base distortion that may compromise the correct installation of the device. The front must be tightly fixed to the base and the fastening clip should lock into place.

Once the installation has been done, wait for 2 hours before checking the read temperature.



During power shortage the device is not working and not reachable, any collection of personal data is stopped.

Front and rear view



1. Touch screen display
2. Temperature*/humidity display
3. IR emitter
4. Indicator of the time remaining for "Boost" mode operation
5. Wi-Fi connection key and RF settings
6. Keys for temperature setting
7. A short press activates the boost mode, a 3" long press activates OFF-ON
8. Reset key (keep pressed for 10", it restores the factory settings)
9. Air conditioning unit fan or Fan coil speed indicator (automatic/1/2/3)
10. Manual mode indicator
11. Automatic mode indicator
12. Heating indicator
13. Cooling indicator
14. "OFF thermostat" indicator
15. Wi-Fi connection indicator
16. Power supply connection clamps
17. Connection clamps (future use)

* In systems with air conditioning unit, the temperature measured by the Smarter will not be used as reference for switching the system on or off.

The reference temperature will be the temperature read by the air conditioning unit, which cannot be displayed on the Smarter or the App.

Warning: in order to work, the device must first be configured.

Configuration

For device configuration and installation and for any other information, refer to the documentation that can be downloaded from the website.

www.homesystems-legrandgroup.com

- ANDROID: requires Android 5.0 and higher with access to Google Play
- iOS: requires an iPhone, iPad, or iPod touch with iOS 12,0 or later

This device includes Open Source software. For information on licenses and software used, please see the product technical sheet.



www.homesystems-legrandgroup.com

Technical data

Power supply	110 – 240 Vac, 50/60Hz
Absorption	2 W max
Maximum cable section	1 x 1.5mm ²
Contact output	5(2) A
Operating temperature	5 – 40 °C
Type of activation	1BU
Pollution level	2
Rated pulse voltage	4 kV
Compatible with IR emitter (3460IR)	
Compatible with Fancoil Actuator (0 489 10)	
Wireless device in compliance with 802.11b/g/n standard, frequency 2.4 – 2.4835 GHz, transmission power < 20 dBm. WEP/WPA/WPA2 safety protocol. Protocol IPv4.	
Technology: 2.4 GHz Radiofrequency band (16 channels) - Byte rate: 250 KB/s	
Self healing MESH network with high security level (AES128) according to HA1.2 of IEEE 802.15.4 (LR-WPAN) standard	

Warnings and consumer rights



Read carefully before use and keep for future reference



Touching the units with wet hands is forbidden
Using liquid cleaners or aerosols is forbidden
Blocking the ventilation openings is forbidden
Modifying the devices is forbidden
Removing protective parts from the devices is forbidden
Installing the units near liquids and powders is forbidden
Installing the units near heat sources is forbidden
Installing the units near harmful gases, metal dusts or similar is forbidden
Fastening the units on unsuitable surfaces is forbidden



Danger of electrical shock



Switch the power supply OFF before any work on the system
Caution: remote operation may cause damage to people or property



Caution: Installation, configuration, starting-up and maintenance must be performed exclusively by qualified personnel.
Check that the wall installation has been carried out correctly
Lay out the wires respecting the standards in force
Connect the power supply wires as indicated
Use only the items indicated in the technical specifications for any system expansions

Controlling this HomeKit-enabled accessory automatically and away from home requires a HomePod, Apple TV, or iPad set up as a home hub. It is recommended that you update to the latest software and operating system.

Apple HomeKit technology provides an easy, secure way to control your home's thermostats from your iPhone, iPad, Apple Watch, HomePod, or Mac using the Apple Home app. Control your HomeKit-enabled accessories with your voice by asking Siri directly from your iPhone, iPad, Apple Watch, HomePod, or Mac.

Use of the Works with Apple badge means that an accessory has been designed to work specifically with the technology identified in the badge and has been certified by the developer to meet Apple performance standards. Apple is not responsible for the operation of this device or its compliance with safety and regulatory standards.



© 2019 Apple Inc. All rights reserved. Apple, the Apple logo, Apple TV, Apple Watch, HomeKit, iPad, iPhone, Mac, and Siri are trademarks of Apple Inc., registered in the U.S. and other countries. HomePod, iPadOS, Multi-Touch, and tvOS are trademarks of Apple Inc. App Store, iCloud, and iTunes Store are service marks of Apple Inc., registered in the U.S. and other countries. IOS is a trademark or registered trademark of Cisco in the U.S. and other countries and is used under license. Other product and company names mentioned herein may be trademarks of their respective companies.

Google, Google Play, Android, and related marks and logos are trademarks of Google LLC.



Warning: Unique Apple HomeKit installation code to be stored somewhere safe.

Apple HomeKit: The user will be asked for this code during the installation of the iOS mobile app.

SIMPLIFIED EU DECLARATION OF CONFORMITY

The undersigned,

Legrand

declares that the radio-electric equipment Cat. No 0 490 43/44
complies with directive 2014/53/EU. The full text of
the EU declaration of conformity is available on the following website:

www.legrand.com/ecatalogue