

230V keycard switch

2 810 39xx

xx:MW MB MG DS DB CH BA BB BC

2 810 39xx yy

yy:MY SG



⚠ Safety instructions

GB CA IN IE US SG

This product should be installed in compliance with installation rules, preferably by a qualified electrician. Incorrect installation and/or incorrect use can lead to risk of electric shock or fire.

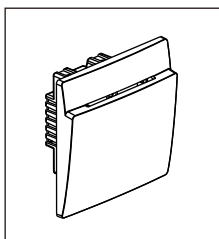
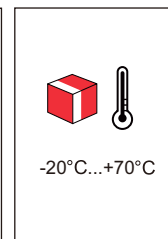
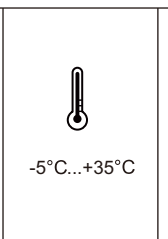
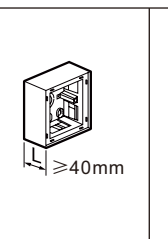
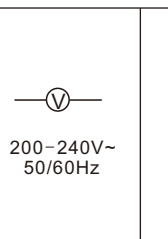
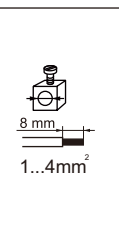
Before carrying out the installation, read the instructions and take account of the product's specific mounting location.

Do not open up, dismantle, alter or modify the device except where specifically required to do so by the instructions.

All Legrand products must be opened and repaired exclusively by personnel trained and approved by Legrand. Any unauthorised opening or repair completely cancels all liabilities and the rights to replacement and guarantees.

Use only Legrand brand accessories.

Presentation

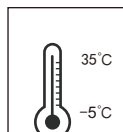

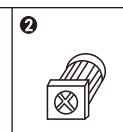


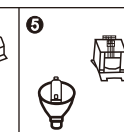
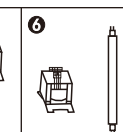
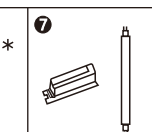


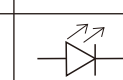
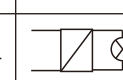

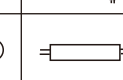
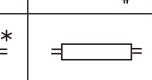
	 -20°C...+70°C	 -5°C...+35°C	 $L \geq 40\text{mm}$	 200-240V~ 50/60Hz	 8 mm 1...4mm ²
--	--	---	---	---	--

For normal keycard switch, use normal card.

For RF keycard switch, the card should comply with ISO-14443A protocol (Mifare_UltraLight; Mifare_One_S50; Mifare_One_S70; Mifare_Pro; Mifare_DESFire and so on)

Size: 85.5mmX54mm

Technical characteristics

 35°C -5°C							
16A 220V~ 50Hz							
Max	1800W	800VA	700VA	300VA	800VA	400VA	800VA

① Incandescent lamp

② Motor

③ Self-ballasted LED lamp

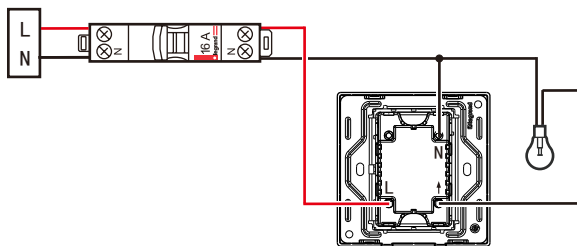
④ Electronic step-down converter for extra low-voltage incandescent lamps (e.g. halogen)

⑤ Iron core transformer for extra low-voltage lamps (e.g. halogen)

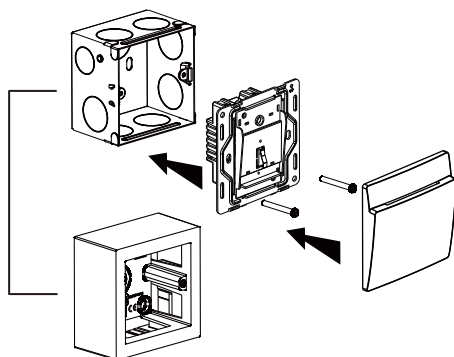
⑥ Inductive ballast fluorescent lamp with compensator

⑦ Fluorescent lamp

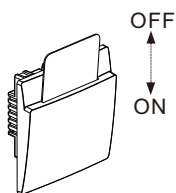
Wiring



Installation



Operation



Insert card into the slot and then power on
(The card is not included in the Key Card Switch RFID product);
Remove this card, then the power will be off after about 30 seconds.