

Emergency key switch

2 810 49xx xx:MW MB MG DS DB CH BA BB BC

2 810 49xx yy yy:MY SG



Safety instructions

GB CA IN IE US SG

This product should be installed in compliance with installation rules, preferably by a qualified electrician. Incorrect installation and/or incorrect use can lead to risk of electric shock or fire.

Before carrying out the installation, read the instructions and take account of the product's specific mounting location.

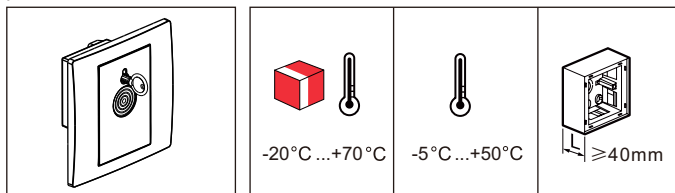
Do not open up, dismantle, alter or modify the device except where specifically required to do so by the instructions.

All Legrand products must be opened and repaired exclusively by personnel trained and approved by Legrand. Any unauthorised opening or repair completely cancels all liabilities and the rights to replacement and guarantees.

Use only Legrand brand accessories.

Presentation

The switch is suitable for calling and reminding functions in family, residential area, hotel, hospital and public area.

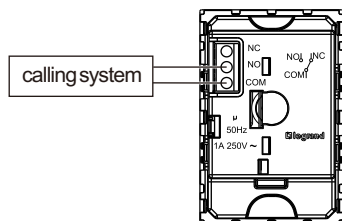


Technical characteristics

Rated voltage: 250V~ 50Hz

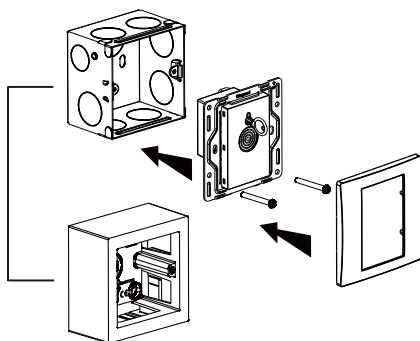
Rated current: 1A

Wiring



The switch provides a group of Normally Open contact (NO) and a group of Normally Close contact (NC), COM is connection common terminal.

Installation



Operation

Working mode: Button up status, "COM" and "NC" are connected; Button been pressed, "COM" and "NO" are connected.

Reset mode: Insert the special key into the panel keyhole, turn clockwise to unlock, rotate the Angle 0 to 180 degrees.

