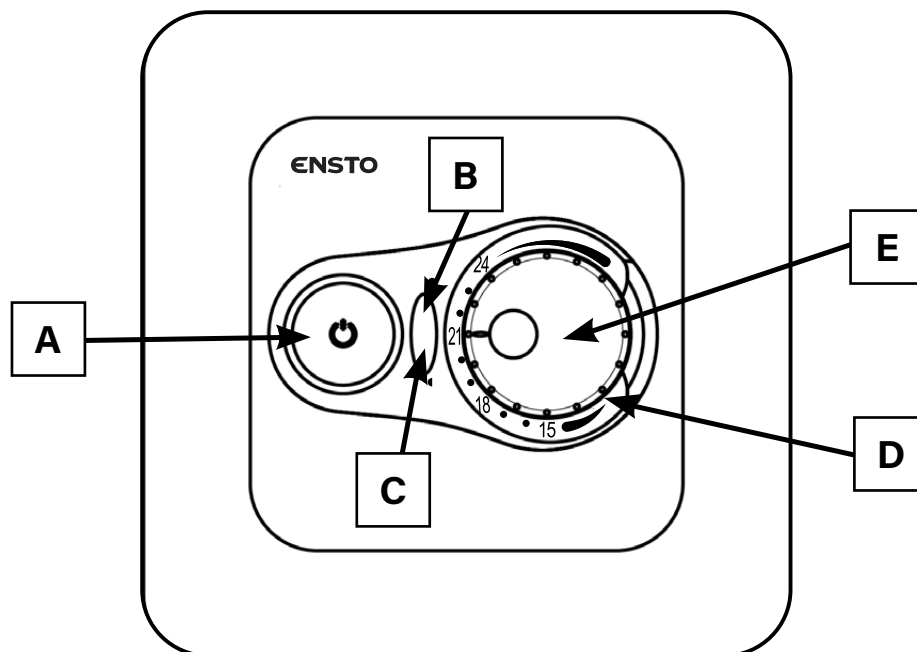


# Quick Guide

## Floor heating thermostat

# ENSTO

ECO16BT-J



**A**



**Switch**

**Down:** power is on

**Up:** power is off




**B**

**LED indicator B**

-  **Green:** the thermostat is on and the heating is off
-  **Red:** the heating is on

**C**

**LED indicator C**

-  **Blue flashing:** Bluetooth pairing is in progress
-  **Blue static:** temperature change is activated
-  **Blue flashing fast:** resetting to factory defaults

**D**

**Bluetooth button** is under the adjustment knob (**E**)

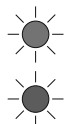
**E**

**Adjustment knob**

**Turn clockwise:** the temperature rises

**Turn counter-clockwise:** the temperature drops

Note:



**Blue and red LED indicator flashes alternately:**  
faulty floor sensor