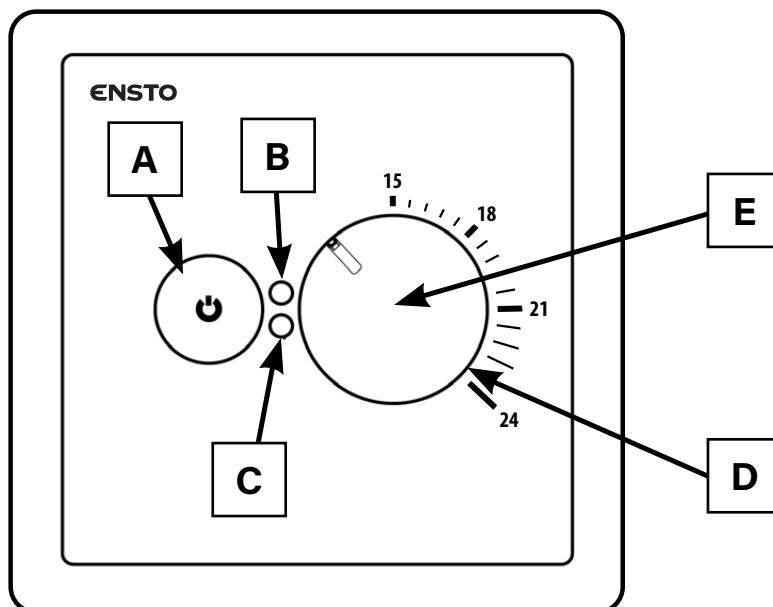


Quick Guide

Floor heating thermostat

ENSTO

ECO16BT-IN-WW and ECO16BT-IN-SW





A Switch

Down: power is on

Up: power is off

B LED indicator B


 **Green:** the thermostat is on and the heating is off

 **Red:** the heating is on

C LED indicator C

 **Blue flashing:** Bluetooth pairing is in progress

 **Blue static:** temperature change is activated

 **Blue flashing fast:** resetting to factory defaults

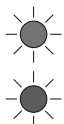
D Bluetooth button is under the adjustment knob (E)

E Adjustment knob

Turn clockwise: the temperature rises

Turn counter-clockwise: the temperature drops

Note:



Blue and red LED indicator flashes alternately:
faulty floor sensor