



*Saves Your Energy*

# Working instructions

**Detachment of knock-outs and flange knock-outs  
TYO138/B/5.12.2012**



# Tools needed



**Screwdriver or chisel**

**Hammer**





## Detachment of knock-outs

**Hitting points:**




**Step 1**

**Step 2**




# Detachment of flange knock-outs

Hitting points:




Step 1

Step 2



Step 3

Step 4





*Saves Your Energy*

Ensto Finland Oy  
Ensio Miettisen Katu 2, P.O. Box 77  
FIN-06101 Porvoo, Finland  
[industrial.solutions@ensto.com](mailto:industrial.solutions@ensto.com)  
[www.ensto.com](http://www.ensto.com)