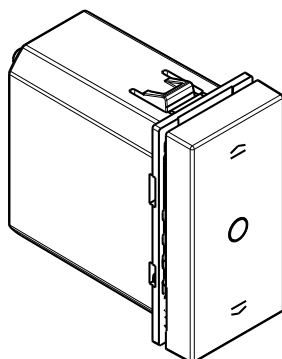


Classia
Connected rolling shutter switch

RW4027C - RA4027C - RG4027C
RW4027CIL - RG4027CIL



Use

Connected rolling shutter switch for controlling a shutter locally or remotely. Compatible with all standard rolling shutter motors (with a mechanical or electromechanical stop and max power 500 VA) controlled by a wired shutter switch (switching of the same motor power supply), not compatible with motors for radio-controlled or pulse-controlled roller shutters. It can be associated with one or more wireless commands. **Caution:** Must be connected to the neutral. - 1 module.

Range

Designation	Cat. Nos.
Connected switch for roller shutters supplied complete. Equipped with an LED indicator. Hidden reset button used to return to factory settings.	<input type="checkbox"/> RW4027C - RW4027CIL <input type="checkbox"/> RA4027C <input checked="" type="checkbox"/> RG4027C - RG4027CIL

Colours code:

- White
- Aluminum
- Black

Connection

Terminal type: screw
 Terminal capacity: 1 x 2.5 mm² - 2 x 1.5 mm²
 Stripping length: 7 mm
 Screwdriver: 3 mm flat

Technical characteristics

- Mechanical characteristics

Protection against impacts: IK 04
 Protection against solid bodies/liquids: IP 20 assembled product

- Material characteristics

Mechanism casing: PC
 Halogen-free
 UV resistant
 Self-extinguishing: + 850°C/30 s for insulating parts holding live parts in place.
 + 650°C/30 s for the other insulating components.

- Electrical characteristics

Voltage: 100/240 V~
 Power: 500 VA max - 240 VAC
 270 VA max - 100 VAC
 Frequency: 50/60 Hz
 Standby consumption: 1 mA
Zigbee technology 2.4 GHz to 2.4835 GHz
 Power level: REC 70-03: < 20 dBm
 Range: 200 m of unobstructed space
 10 m between products

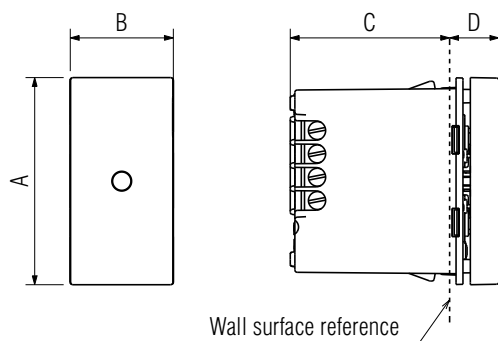
- Climate characteristics

Storage temperature: 0°C to +45°C
 Usage temperature: +5°C to +45°C

Standards and approvals

Compliant with installation and manufacturing standards.
 See e-catalogue.
 The undersigned, BTICINO, declares that the radio-electric equipment type (RW-RA-RG-NT4027C) complies with directive 2014/53/EU.
 The full text of the EU declaration of conformity is available on the following website: www.bticino.it/red

Overall dimensions (mm)



A	B	C	D
45,1	22,3	34,8	10,6

Cleaning

Clean the surface with a cloth.
 Do not use acetone, tar-removing cleaning agents or trichloroethylene.

Caution: Always test before using special cleaning products.

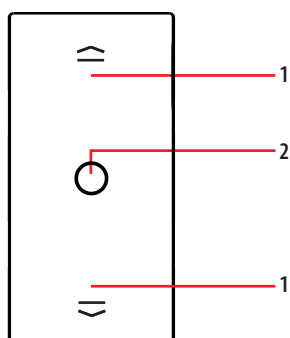
The plates must not be painted.



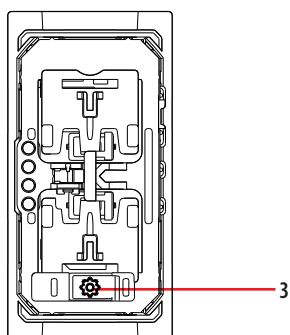
RAEE/WEEE: bticino.com/disposal

Operation

Front view



Front view without coverkey



Legend

- 1. Control Pushbutton
- 2. LED indicator: useful during installation
- 3. RESET pushbutton: used to return to factory settings