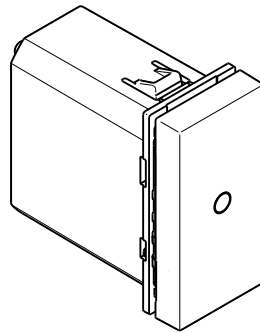


Classia  
**Connected switch/dimmer whit neutral**

**RW4411C - RA4411C - RG4411C**



**Use**

Connected switch with neutral with dimmer option, configured by default as ON/OFF. Can be combined with one or more wireless lighting controls (dimmer mode can be activated from the Home + Control app) and/or mechanical push-buttons. For local or remote control of your lighting. Easy to install in place of a standard switch in a box 40 mm deep (minimum).  
 1 modules

**Technical characteristics**

**- Mechanical characteristics**

Protection against impacts: IK 04  
 Protection against solid bodies/liquids: IP 20 without plate and rockerplate

**- Material characteristics**

Mechanism casing: PC  
 Halogen-free  
 UV resistant  
 Self-extinguishing: + 850°C/30 s for insulating parts holding live parts in place.  
 + 650°C/30 s for the other insulating components.

**- Electrical characteristics**

Voltage: 100/240 V~  
 Power: 150 W  
 Frequency: 50/60 Hz  
 Standby consumption: 0,7 W

**Range**

| Designation  | Cat. Nos.  |
|--|--|
| For use in conjunction with the starter pack. Connected switch with neutral with dimmer option. With LED indicator (configuration) and RESET button (hidden) used to return to factory settings. | <input type="checkbox"/> RW4411C<br><input type="checkbox"/> RA4411C<br><input type="checkbox"/> RG4411C |

Colours code:

- White
- Aluminum
- Black

**Connection**

Terminal type: screw  
 Terminal capacity: 2 x 1.5 mm<sup>2</sup> or 2 x 2.5 mm<sup>2</sup>  
 Stripping length: 7 mm  
 Screwdriver: 3 mm flat

|        |      | R     | L              |       |       |
|--------|------|-------|----------------|-------|-------|
|        |      |       | <b>LED</b><br> |       |       |
|        |      |       |                |       |       |
| 240 V~ | Max. | 150 W | (*)150 W       | 150 W | 150 W |
| 100 V~ | Max. | 75 W  | (*)75 W        | 75 W  | 75 W  |

(\*) For a good light confort, it is recommended to use bulbs of the same manufacturer.

The connected switch with neutral (with dimmer option) work with standard or dimmable bulbs including LED.

LED dimmable bulbs are mandatory for an optimal dimmer usage.

**Zigbee technology** 2.4 GHz to 2.4835 GHz

Power level: < 100 mW  
 Range: 200 m of unobstructed space  
 10 m between products indoors

### Standards and approvals

Compliant with installation and manufacturing standards.  
 See e-catalogue.

The undersigned, BTICINO, declares that the radio-electric equipment type (RW-RA-RG4411C) complies with directive 2014/53/EU.

The full text of the EU declaration of conformity is available on the following website:

[www.bticino.it/red](http://www.bticino.it/red)

### Cleaning

Clean the surface with a cloth.

Do not use acetone, tar-removing cleaning agents or trichloroethylene.

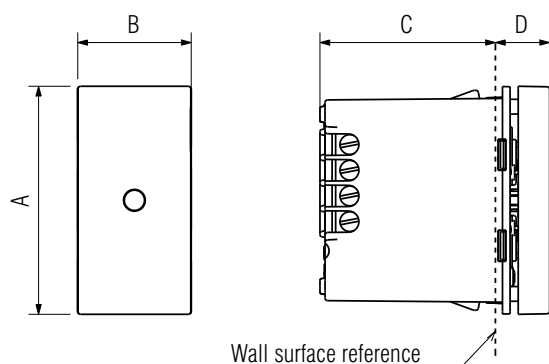
**Caution: Always test before using special cleaning products.**

The plates must not be painted.



RAEE/WEEE: [bticino.com/disposal](http://bticino.com/disposal)

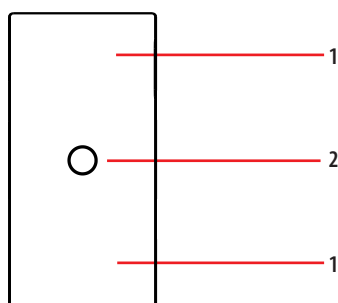
### Overall dimensions (mm)



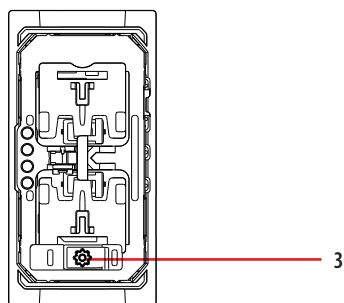
| A    | B    | C    | D    |
|------|------|------|------|
| 45,1 | 22,3 | 34,8 | 10,6 |

### Operation

Front view



Front view without coverkey



### Legend

1. Control Pushbutton
2. LED indicator: useful during installation
3. RESET pushbutton: used to return to factory settings