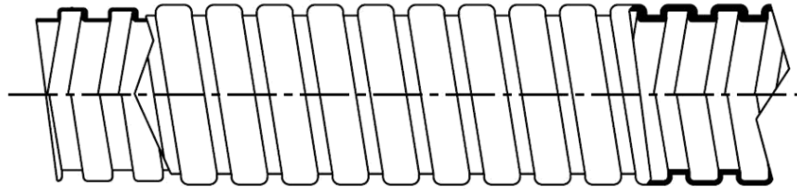


FA HF flexible conduits

Item codes : from 387440 to 387448



SUMMARY

PAGES

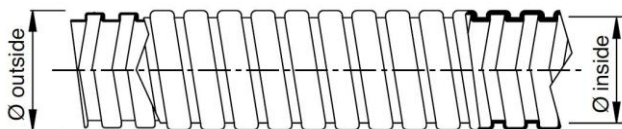
- 1. Description and applications 1
- 2. Dimensions and compatibility 1
- 3. Technical features 1
- 4. Environmental profile 2
- 5. Conformity and approvals 2

1. DESCRIPTION AND APPLICATIONS

Galvanized steel flexible conduit with single hemming structure, covered with halogen free thermoplastic compound. It's a good solution for static or dynamic applications it ensures the protection of cable and guarantees good mechanical and thermal performances. Used together with 200METAL series connectors and sleeves it guarantees an IP67 protection index, maintaining halogen free and flame resistance properties. It's ideal for railways applications or all environments in which are required resistance to fire and no toxicity thanks to the specific homologations.

2. DIMENSIONS AND COMPATIBILITY

Dimensions and packaging:

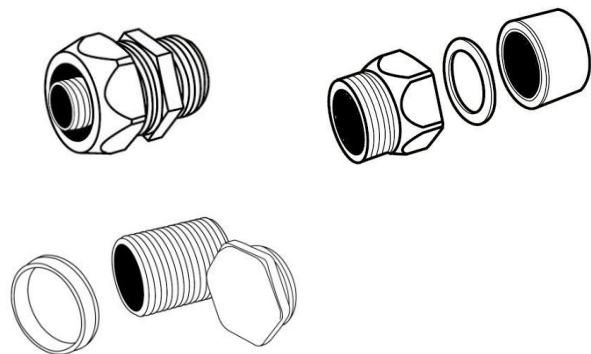


Item GREY	Nominal diameter	Internal diameter [mm]	External diameter [mm]	Curvature radius* [mm]	Pack [m]
387440	10	10,0	15,5	25	50
387441	12	12,0	17,5	30	50
387442	16	15,5	21,0	45	50
387443	21	20,5	26,0	60	50
387444	27	26,5	33,0	70	25
387445	35	34,5	41,5	120	25
387446	40	39,5	47,0	140	25
387447	51	50,5	58,0	210	25
387448					

* Approximate value: for more information contact Legrand technical offices

Compatibility:

Connectors, fittings and accessories 200METAL series, kit SILOK, metal accessories and equipments.



3. TECHNICAL FEATURES

Raw material:

Hot-dip galvanized steel (Fe P01-P02) flexible conduit covered with halogen free thermoplastic compound HF039/4H [UL94-V0].

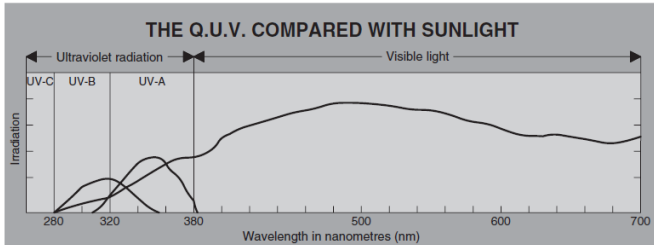
IEC 61386 classification:



1 st figure	2 nd figure	3 rd figure	4 th figure
Resistance to compression	Resistance to shock	Maximum installation and normal use temperature	Minimum transport, installation and normal use temperature
1 = very slight 2 = slight 3 = medium 4 = strong 5 = very strong	125 N 320 N 750 N 1250 N 4000 N	1 = very slight 0.5 J 2 = slight 1 J 3 = medium 2 J 4 = strong 6 J 5 = very strong 20 J	1 = +60 °C 2 = +90 °C 3 = +105 °C 4 = +120 °C 5 = +150 °C 6 = +250 °C 7 = +400 °C

Resistance to UV rays:

Represents the resistance to the degradation of mechanical performance caused by exposure to UV radiation contained in sunlight. All RTA conduit systems have been subjected to the Q.U.V. test which, with exposure cycles of 4+4 hours, simulates the continued alternation of light and condensation. The conduits of LGP series are not recommended for long exposition to UV radiation even if they have a good resistance to UV rays: all FA HF conduits are indicated for internal uses or covered uses.



Resistance to chemical agents:

Represents the resistance to chemicals or external agents. The used test method consist of: immersion of the items under test in the chemical substance for 24 hours; once they were dried and conditioned at a constant temperature for other 24 hours, they were checked with the following examinations:

- Visual inspection to check the integrity
- Mechanical bending test
- Mechanical compression test
- IP protection test

Industrial chemical agents	Resistance*
Unleaded petrol	●
Industrial detergent	●
Diesel fuel	●
Lubricant oil	●
Emulsifier solution	●
Washing solvent	●

* resistances to chemicals are indicative. For any specific application or environment please contact Legrand technical offices

- Good resistance
- Medium resistance
- No resistance

Operating temperature:

Minimum: -25° C / -13° F
Maximum: +90° C / +194° F

Self-extinguishing:

Does not propagate flames in according to IEC 61386.

Electric properties:

Electric continuity guaranteed.

IP protection index:

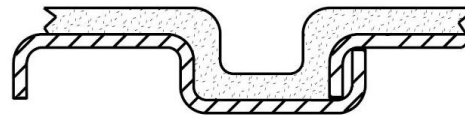
IP65 with 2000METAL series connectors.

IP67 with 2000METAL series connectors and sleeves.

1 st digit IP		2 nd digit IP	
Protection against the ingress of solid bodies		Protection against the ingress of liquids	
0	No protection	2	Protection against drops of water falling at up to 15° from the vertical
1	Protection against solid bodies larger than 50 mm (e.g.: accidental contact)	3	Protection against drops of rain water at up to 60° from the vertical
2	Protection against solid bodies larger than 12 mm (e.g.: finger)	4	Protection against sprays of water from all directions
3	Protection against solid bodies larger than 2.5 mm	5	Protection against jets of water from all directions
4	Protection against solid bodies larger than 1 mm	6	Protection against jets of water of similar force to heavy seas
5	Protection against dust	7	Protection against the effects of immersion
6	Complete protection against dust	8	Protection against prolonged effects of immersion under pressure

Conduit structure:

Single hemming structure.



4. ENVIRONMENTAL PROFILE

All the items identified in this technical sheet respect in terms of concentration of substances and raw materials the European legislations about dangerous and forbidden substances and chemical preparations.

5. CONFORMITY AND APPROVALS



All the items identified in this technical sheet are compliant to all the requirements and the regulations currently in force in the European Union about safety, health and environmental issues.



LAPI homologation: items from 387440 to 387448.

For technical documentation, test reports, commercial information or any other needs please refer to the local LEGRAND office.