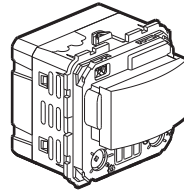


Céliane™

Cat. No(s): CM0050 - CM0051

2-wire automatic switch 100 VA LED 3-wire automatic switch 500 VA LED



1. USE

Universal automatic switches, with or without neutral, with infrared detection.

Allow automatic control of a light source by detection of movement in their surveillance zone.

Replace use of a traditional mechanical switch.

Recessed mounting in box depth 30 mm minimum.

Screw fixing.

2. RANGE

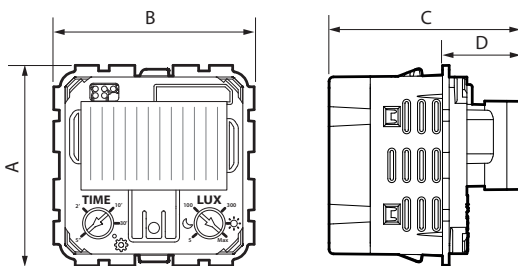
■ 2.1 - 2-wire automatic switch without neutral 100 VA LED

CM0050	2-wire automatic switch (with or without override, depending on cover plate used).
--------	--

■ 2.2 - 3-wire automatic switch with neutral 500 VA LED

CM0051	3-wire automatic switch (with or without override depending on cover plate used)
--------	--

3. DIMENSIONS (mm)



A	B	C	D
45	45	43	17.5

4. CONNECTION

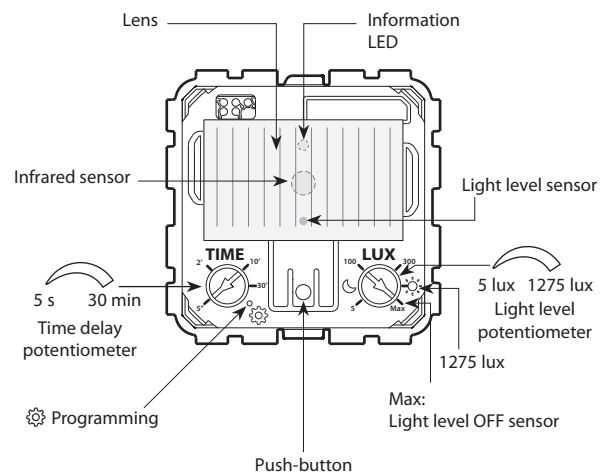
Type of terminals: with screws

Terminal capacity: 2 x 1.5 mm² - 1 x 2.5 mm²

Stripping length: 8 mm

Screwdriver: flat 4 mm

5. DESCRIPTION



6. TECHNICAL CHARACTERISTICS

■ 6.1 General characteristics

Motion detectors with 170° detection angle.

Detection range: 8 m max.

■ 6.2 Mechanical characteristics

Impact tests: IK 04

Protection against solid bodies and liquids: IP 20

■ 6.3 Material characteristics

Mechanism casing: PC

Lens: opalescent white

Halogen-free

Self-extinguishing:

850°C/30 s for insulating components holding live parts in place

650°C/30 s for other insulating components.

■ 6.4 Climate characteristics

Usage temperature: +5°C to +45°C

Storage temperature: 0°C to +45°C













2-wire automatic switch 100 VA LED**3-wire automatic switch 500 VA LED****6. TECHNICAL CHARACTERISTICS** (continued)**■ 6.5 Electrical characteristics - 2-wire without neutral**

Voltage: 110-240 V~

Current: 0.63 A max.

Frequency: 50/60 Hz

Standby consumption: < 0.010 W

			(*) LED 	(*) 	(*) 	(*) 	(*) 
							
240 V~	Max.	150 W	100 VA	100 VA	150 VA	150 VA	150 VA
	Min.	2 W	2 VA	2 VA	2 VA	2 VA	2 VA
110 V~	Max.	75 W	50 VA	50 VA	75 VA	75 VA	75 VA
	Min.	2 W	2 VA	2 VA	2 VA	2 VA	2 VA

If the load malfunctions, it may be necessary to use bleeder Cat. No. 0 401 49.













Important: Take transformer losses into account when calculating the power.**■ 6.6 Electrical characteristics - 3-wire with neutral**

Voltage: 110-240 V~

Current: 8.5 A max.

Frequency: 50/60 Hz

Standby consumption: < 0.015 W

			LED 				
							
240 V~	Max.	2000 W	500 VA	500 VA	1000 VA	1000 VA	1000 VA
110 V~	Max.	1000 W	250 VA	250 VA	500 VA	500 VA	500 VA

Important: Take transformer losses into account when calculating the power.**■ 6.7 Energy characteristics**

Standby consumption for 1000 hours:

2-wire without neutral: 0.088 kWh

3-wire with neutral: 0.131 kWh

7. CLEANING

Keep the lens clean.

Surface cleaning with a cloth.

Caution: Always test before using other special cleaning product.**8. STANDARDS AND APPROVALS**

Compliant with installation and manufacturing standards.

See e. catalogue.