
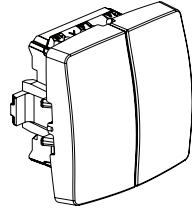


Surface-mounted equipment Dual control



Cat. No(s): 0 860 02L/03L
0 861 02L/03L



1. USE

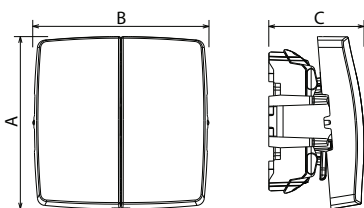
Lighting control mechanisms for dual switch or double pole switch.

2. RANGE

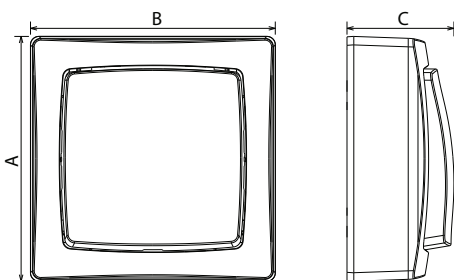
		References: Designations
Configurable		0 861 02L: Double switch 0 861 03L: Double pole switch
Surface-mounting complete		0 860 02L: Double switch 0 860 03L: Double pole switch

3. OVERALL DIMENSIONS (mm)

■ Configurable



■ Surface-mounting



3. OVERALL DIMENSIONS (mm) (continued)

	A	B	C
Configurable	53.5	54.8	29.5
Surface-mounting	72	72	31.4

4. CONNECTION

Type of terminals: automatic
 Terminal capacity: 1.5 mm² - 2.5 mm² (1 or 2 conductors)
 Stripping length: 12 mm

5. TECHNICAL CHARACTERISTICS

■ 5.1 Protection index

Protection against solid bodies and liquids: IP 31D
 Protection against impact: IK 04

■ 5.2 Material characteristics

Frame, support : PS
 Rocker: ABS
 Mechanism: PC

UV-resistant
 Halogen-free

Self-extinguishing:

850°C/30 s for insulating components holding live parts in place.
 650°C/30 s for other insulating components.


■ 5.3 Electrical characteristics

Voltage: 250 V~

Frequency: 50 Hz

Current: 10 AX

Maximum power on lamps with integrated ballast
 (LED lamps and compact fluorescent): 100 W



■ 5.4 Climate characteristics

Usage temperature: - 10° to + 40° C

Storage temperature: - 25° C to + 60° C

6. CLEANING

Surface cleaning with a cloth.

Do not use: acetone, tar remover, trichloroethylene.

Maintenance with the following products: Hexane (EN 60669-1), Methylated spirit, Soapy water, Diluted ammonia, Bleach diluted to 10%, Window-cleaning products, Pre-saturated wipes.

Caution: A preliminary test should be carried out if other specific cleaning products are to be used.

7. STANDARDS AND APPROVALS

Compliance with standards of installation and manufacturing.
Refer to e. catalogue.