

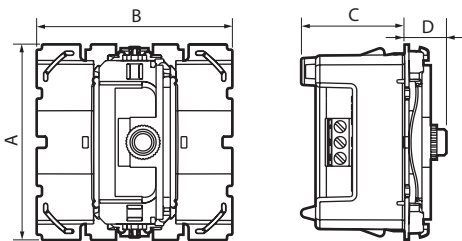
1. USAGE

Enables connection of audio player (iPod, notebook PC) or audio listening device (speakers, headset).
 Fixing with clips.

2. RANGE

Description	Reference
3.5 mm female audio jack. To be equipped with support frame, cover plate and finishing plate.	CM0318

3. DIMENSIONS (mm)



A	B	C	D
45	45	24	10

4. CONNECTION

Wide terminal block accepting max. 1mm² conductor
 Delivered in bag with:

- 1 Colring tie
- crimpable terminal ends for conductors <0.5 mm²
- thermoformable sheaths

Cable bend radius: 35 mm.

Cable length depends on source power and receiver sensitivity.

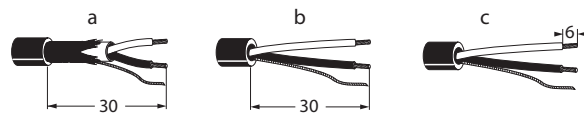
Stripping:

Shielded cable: 2 x 0.14 mm².

- a - Strip cable sheath to a length of: 30 mm.
Separate the continuity wire from the general cable sheath.
- b - Remove the protective braid and aluminium ribbon.
- c - Strip cable core to a length of: 6 mm.

4. CONNECTION (continued)

Stripping:

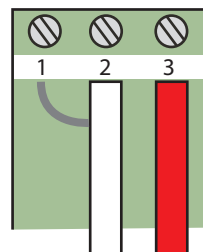


Cabling:

Tools required: flat head screwdriver 0.4 x 2.5 mm and flat pliers.
 Isolate the continuity wire with the neoprene insulation grip provided, insert it into the correct terminal ends supplied and crimp with the pliers. Insert the cable cores into their respective terminal ends and crimp with the pliers.

Start by connecting the continuity wire then the cores.
 Fix the cable mechanically with the cable clamp supplied.

Respect the cabling plan below:



- 1 - Audio earthing
- 2 - White audio hot spot (left)
- 3 - Red audio hot spot (right)

5. TECHNICAL CHARACTERISTICS

■ 5.1 Mechanical characteristics

Impact tests: IK 04
 Protection against solid/bodies and liquids: IP 20

■ 5.2 Material characteristics

Base: PC
 Cover: ABS
 Self-extinguishing: 650°C/30 s

■ 5.3 Climate characteristics

Usage temperature: -5°C to +50°C
 Storage temperature: -10°C to +70°C

6. CARE

Surface cleaning with a close.