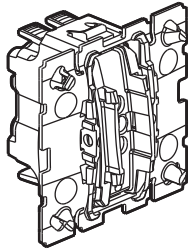
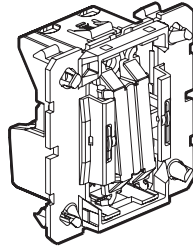


Céliane™ 10 AX controls

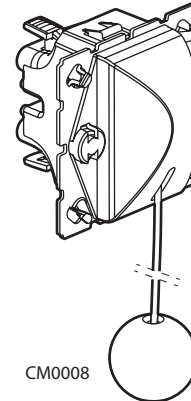
Cat. No(s): CM0001/0005/0008



CM0001



CM0005



CM0008

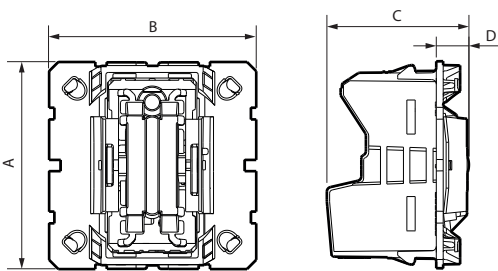
1. USAGE

General lighting control mechanisms.
To be equipped with support frame, rocker plate and finishing plate.

2. RANGE

Description	Cat. No
2-way switch - Toggle mechanism Option to create a double 2-way switch in a 1-gang version	CM0001
Intermediate switch - Toggle mechanism For adding a third control point in a 2-way switch installation	CM0005
Pull-cord 2-way switch - 1-gang Can control 2300 W incandescent and halogen lamps Supplied with 1.5 m cord	CM0008

3. DIMENSIONS (mm)



Cat. Nos	A	B	C	D
CM0001	45	45	32	8
CM0005	45	45	31	7
CM0008	45	45	46	18.5

4. CONNECTION

Cat. Nos	Terminals	Capacity	Stripping length	Screwdriver
CM0001 CM0008	automatics	2 x 2,5 mm ²	12 mm	-
CM0005	with screws	2 x 2,5 mm ²	10 mm	Philips n° 1 Posidrive n° 1 Flat 4 mm

5. TECHNICAL CHARACTERISTICS

■ 5.1 Mechanical characteristics

Impact tests: IK 04
Penetration by solid bodies and liquids: IP 20

■ 5.2 Material characteristics

Mécanisme casing: PC
Halogen-free

Self-extinguishing:

85°C/30 s for insulating components holding live parts in place
65°C/30 s for other insulating components

■ 5.3 Electrical characteristics

Voltage: 250 V~
Current: 10 AX
Max. power for self-ballasted lamps: 100 W

■ 5.4 Climate characteristics

Storage temperature: -10°C to +70°C
Usage temperature: -5°C to +35°C

6. ACCESSORIES

Bulbs for switches with indicator:

Illuminated	Signalling
CM0220 (230 V - 0.15 mA)	CM0222 distributed phase (230 V - 3 mA)
CM0223 (12/24/48 V)	CM0221 (230 V - 3 mA)

7. STANDARDS AND APPROVALS

Compliant with installation and manufacturing standards.
See e-catalogue.