





6 180 26



6 180 27



6 180 38

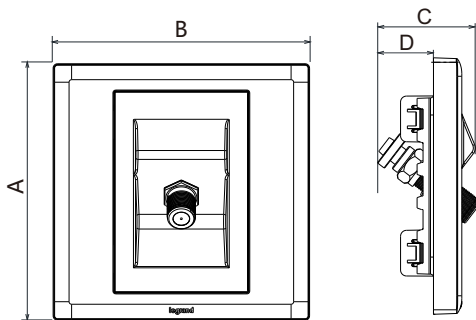
1. USE

Socket outlets for supplying TV signals (analogue or digital).
(Supplied with M3.5 screws for Flush mounting or surface mounting BS boxes.)

2. RANGE

Designation	White	Characteristics
1 GANG SINGLE TV SOCKET - F TYPE	6 180 26	F Type connector
1 GANG SINGLE TV SOCKET - FEMALE TYPE	6 180 27	φ 9.5mm Female
1 GANG TV FEMALE + SAT SOCKET	6 180 38	φ 9.5mm Female+ F Type connector

3. DIMENSIONS (mm)



References	A	B	C	D
6 180 26	86	86	34.5	18.65
6 180 27	86	86	28.2	17.7
6 180 38	86	86	37.7	27.4

Box depth should be over 40mm so that can avoid loss in gain due to Coax cable overbending.

4. TECHNICAL CHARACTERISTICS

4.1 Material characteristics

Plate: PC
Frame: PC
Cover: PC(6 180 26)
Self-extinguishing: + 650°C / 30 s

4.2 Electrical characteristics

- Frequency bandwidth: 5-1000MHz
- Impedance: 75Ω
- Proof Voltage: 750V
- Attenuation: 5-300MHz ≤ 0.5db
300-1000MHz ≤ 1db
- Cable core diameter : 1mm
- Max incoming cable diameter < 7.5mm

4.3 Climatic characteristics

Storage temperatures: -10°C to +70°C
Operating temperatures: -5°C to +35°C

4.4 Mechanical characteristics

Impact test: IK04
Protection against solids & liquids: IP20

5. CLEANING

Surface cleaning with a soft, slightly damp cloth.
Do not use: acetone, tar remover, trichloroethylene.

6. CONFORMITY - APPROVALS

Conform with installation and manufacturing standards.
Refer to e-catalogue.