



Eloe™ Senses Hotel Bedroom Control Units



6 180 13



6 180 14

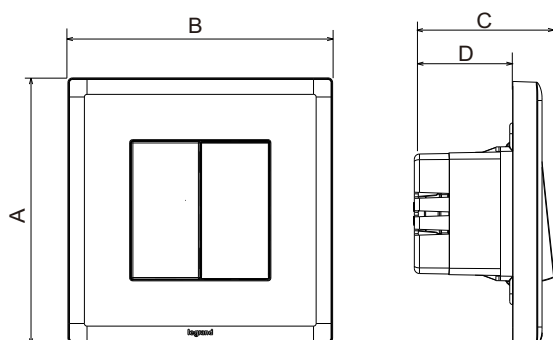
1. USE

Hotel bedroom control units.
 Enable the resident to inform hotel staff of the room status. Two settings are possible: "Do not disturb" or "Please clean up".
 (Supplied with M3.5 screws for Flush mounting or surface mounting BS boxes.)

2. RANGE

Designation	White
1GANG HOTEL ROOM EXTERNAL INDICATOR & BELL PUSH	6 180 13
1GANG HOTEL ROOM INTERNAL CONTROL	6 180 14

3. DIMENSIONS (mm)



References	A	B	C	D
6 180 13	86	86	45.5	32
6 180 14	86	86	35.8	19.5

6 180 13: Minimum depth of the box > 40 mm

4. CONNECTION

4.1 Terminals

1G Indicator and bell push:

Terminal capacity: 3 X 1 mm²
 3 X 1.5 mm²
 2 X 2.5 mm²
 1 X 4 mm²

Intern control unit hotel room:

Terminal capacity: 3 X 1 mm²
 2 X 1.5 mm²
 1 X 2.5 mm²

5. TECHNICAL CHARACTERISTICS

5.1 Material characteristics

Rocker: PC
 Plate: PC (618013)
 Frame: PC
 Base: PC (618013)
 Base: PP (618014)
 Self-extinguishing:
 + 850° C / 30 s for insulating parts holding live parts in place
 + 650° C / 30 s for other parts made of insulating materials

5.2 Electrical characteristics

6 180 13:
 Voltage: 230V~
 Frequency: 50/60Hz
 The Indicator LED color of "Do not disturb" is red
 The Indicator LED color of "Make up room" is blue
 6 180 14: 230V~ 16AX

5.3 Climatic characteristics

Storage temperatures: -10°C to +70°C
 Operating temperatures: -5°C to +35°C

5.4 Mechanical characteristics

Impact test: IK04
 Protection against solids & liquids: IP20

6. CLEANING

Surface cleaning with a soft, slightly damp cloth.
 Do not use: acetone, tar remover, trichloroethylene

7. CONFORMITY - APPROVALS

Conform to IEC 60669-1.