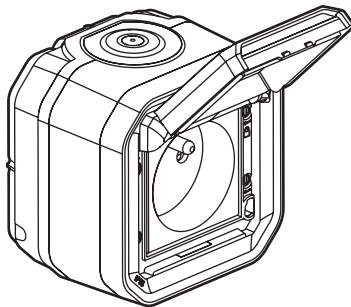
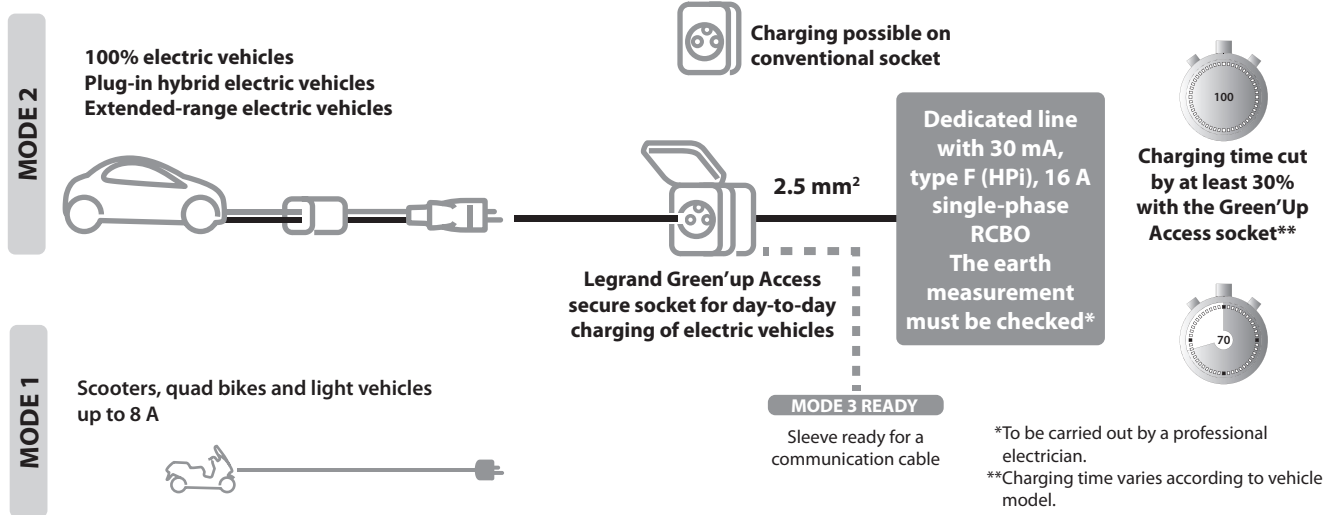


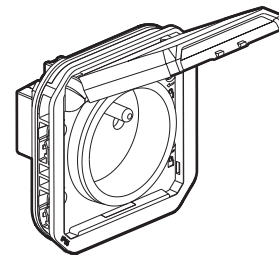
2P+E socket outlets - French/Belgian IP 55

VEHICLE MANUFACTURER SECTOR

INSTALLER SECTOR



0 697 85L



0 698 85L

1. USE

3.7 kW socket outlet, modes 1 and 2, 2P+E, 16 A, 230 V~, French/Belgian standard with protective shutters.

For charging any electric vehicle equipped with a mode 1 or 2 cable (charging using a domestic socket).

2P+E socket certified for all electric vehicles (mode 1 and mode 2), cost-effective and safe. Equipped with optimised connection terminals, metal contacts with silver surface treatment (5 µm). Equipped with **Green'up System, a Legrand technology**.

Patented Green'up System: The EV detects the secure **Green'up Access** infrastructure and selects the maximum power that can be supplied via the socket (reduced charging time).

Suitable for private houses and workplaces.

Connected from the electrical panel via a dedicated line (1 line per socket) with protection via a 30 mA - 20 A RCBO, type F (HPi).

In mode 2, bracket Cat. No. 0 694 94L needs to be installed for suspending the EVSE box.

2. RANGE

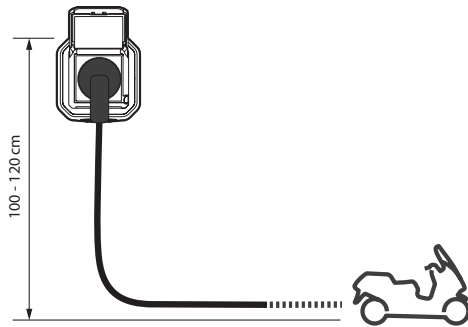
| Description | Cat. No. |
|---|-----------|
| 2P+E socket outlet - Surface-mounted | 0 697 85L |
| 2P+E socket outlet - Modular Surface-mounted or flush-mounted with IP 55 Plexo boxes and support frames | 0 698 85L |

2P+E socket outlets - French/Belgian IP55

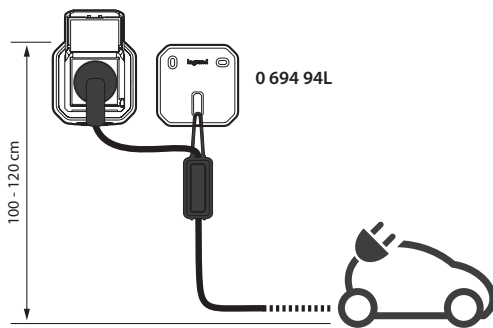
3. POSITIONING

Installation advice

MODE 1

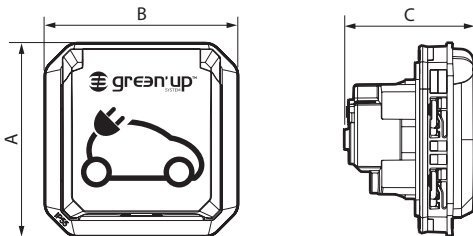


MODE 2

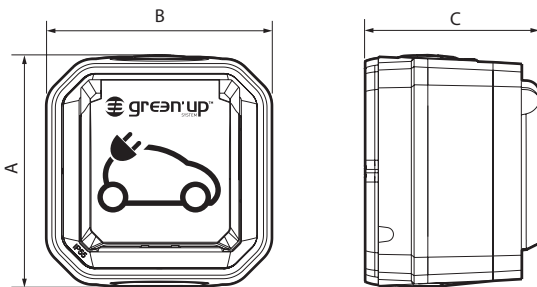


4. DIMENSIONS

0 698 85L



0 697 85L



| Cat. No. | A | B | C |
|-----------|------|------|------|
| 0 698 85L | 70.5 | 70.5 | 47.5 |
| 0 697 85L | 82 | 84.5 | 63.5 |

5. CONNECTION

Pillar terminals supplied open, screw locked in unscrewed position

Min. capacity: 1 x 1.5 mm²

Max. capacity: 1 x 4 mm² rigid or equivalent

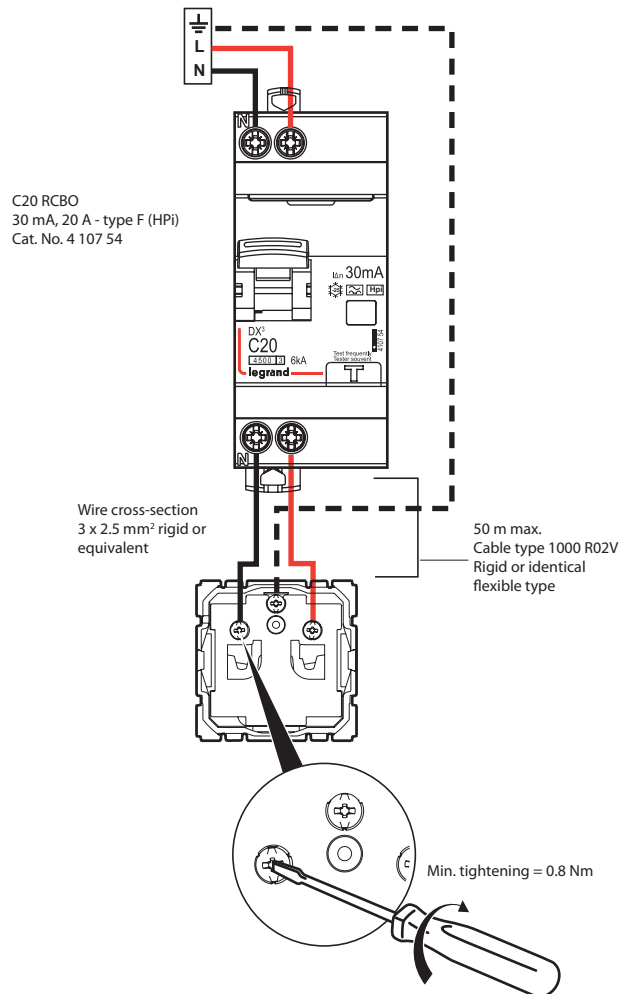
Screwdriver: Flat, 3.5 to 5 mm

Phillips No. 1

■ 5.1 Installation wiring diagram

Caution:

Install the RCBO separately from the other devices in the panel to ensure the system works correctly.



⚠ One single socket per dedicated line

2P+E socket outlets - French/Belgian IP55

Technical characteristics

■ 6.1 Mechanical characteristics

Impact test: IK 08

Ingress of solids/liquids: IP 55

■ 6.2 Material characteristics

2P+E socket outlet:

Mechanism casing: PC

Adaptor: PP + SEBS

Shutter: ABS

Surface-mounting box:

Frame: ABS

Plate and end pieces: PP + SEBS

Halogen-free

UV resistant

Self-extinguishing:

+ 850°C/30 s for insulating parts holding non-live parts in place

650°C/30 s for the other insulating components

■ 6.3 Climate characteristics

Operating temperatures: -10°C to +40°C

Storage temperature: -25°C to +60°C

■ 6.4 Electrical characteristics

Voltage: 230 V~

Power: 3.7 kW

Current: 16 A

Frequency: 50/60 Hz

Caution:

Your installer will advise you on the most suitable electricity supply tariffs for charging your vehicle.

Always unplug the socket before starting the vehicle.

Only the cables supplied with the vehicle are authorised for use with EV sockets.

Any use of extension cables or adaptors is prohibited.

Using a voltage surge protector is recommended.

7. CARE

Surface cleaning with a dry cloth or cloth soaked in soapy water.

Do not use acetone, tar-removing cleaning agents or trichloroethylene.

Resistant to the following products: Hexane, methylated spirit, soapy water, diluted ammonia, bleach diluted to 10%, window-cleaning products, pre-impregnated wipes.

Caution: Always test before using other special cleaning products.

The product must not be painted.

9. STANDARDS AND APPROVALS

Compliant with installation and manufacturing standards.

See e-catalogue.

Conforms to Article LL.19.103 of NFC 61314 for certification of EV reinforced sockets: charge-discharge cycles at 16 A at 230 V~.