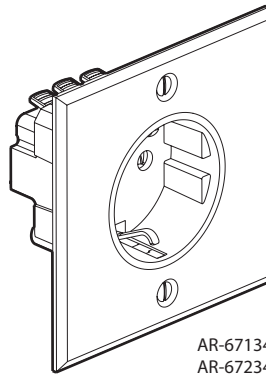


Metal Mémoire Style 2 P+E sockets - German standard

Cat. No(s): AR-67134/35/36 - AR-67234/35/36



AR-67134
 AR-67234

1. USE

2 P+E socket outlets with shutters.
 Mechanisms supplied with protection cover.
 To be installed in flush-mounting box depth 50 mm recommended.

2. RANGE

AR-67134	● Brushed stainless steel	2 P+E socket
AR-67234	● Brushed gold	
AR-67135	● Brushed stainless steel	Double 2 P+E socket
AR-67235	● Brushed gold	
AR-67136	● Brushed stainless steel	Triple 2 P+E socket
AR-67236	● Brushed gold	

Note: Other finishes and configurations are provided, see technical data sheet F02217EN/01.

3. ASSEMBLY

- Do not use an electric screwdriver to tighten the screws when assembling wiring accessories.
- Take care not to overtighten the visible screws when assembling Mémoire style wiring accessories:
 - Risk of damaging the screw heads.
 - Risk of the screwdriver slipping and permanently scratching the plate.
 - Risk of the plate warping (bending), resulting in the plate not lying flat against the wall.
- Use a flat screwdriver (4 mm wide, 0.8 mm thick) for the screws supplied on the wiring accessory.
- ART d'Arrould electrical wiring accessories are supplied with long fixing screws which can be cut at several points to adapt the screw length to the box flush-mounting depth in the wall.

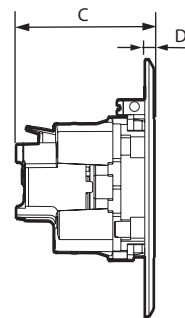
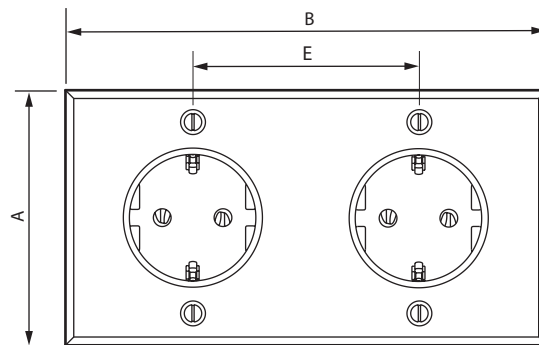
If ART d'Arrould wiring accessories are being mounted in thick surfaces such as tiles, marble, wainscot panelling with flush-mounting boxes chased deep into the wall, the whole screw length can be used to fix the wiring accessory.

If ART d'Arrould wiring accessories are being installed in walls with non-projecting flush-mounting boxes (masonry walls, dry partitions), the screws which can be cut at several points to shorten the thread.

To protect the products, it is essential to install them: once all surface coatings are completely dry, in a dry, non-aggressive environment, indoors only.

It is recommended that you install the plates only after the wall coatings have been completely finished (paint, fabrics, etc.).

4. DIMENSIONS (mm)



Cat. Nos	A	B	C	D	E
AR-67134 - AR-67234	80	80	43	3	-
AR-67135 - AR-67235	80	151	43	3	71
AR-67136 - AR-67236	80	222	43	3	71

5. CONNECTION

Mechanisms fitted with an earthing terminal

Type of terminals: automatic
 Terminal capacity: 2 x 2.5 mm²
 Stripping length: 12 mm

6. TECHNICAL CHARACTERISTICS

■ 6.1 Mechanical characteristics

Impact test: IK 02

Protection against solid bodies and liquids: IP 20

■ 6.2 Material characteristics

• Cover plates: PC

Mémoire brushed steel: 2 P+E sockets, Magnesium grey

Mémoire brushed gold: 2 P+E sockets, Ivory

• Plates:

Brushed steel: brushed + galvanised with steel colour + varnish

Brushed gold: brushed + galvanised with 24-carat gold + varnish

• Chrome screws

• Mechanism box: PC

Halogen-free

UV-resistant

Self-extinguishing:

850°C/30 s for insulating components holding live parts in place

650°C/30 s for other insulating components

■ 6.3 Electrical characteristics

Voltage: 250 V~

Current: 16 A

Frequency: 50/60 Hz

■ 6.4 Climate characteristics

Storage temperature: - 10°C to + 70°C

Operating temperature: - 5°C to + 35°C

7. CARE

Clean and dust using a soft, damp cloth (dampened with water) or wipes impregnated with a product containing less than 5% alcohol and anionic surfactant.

Caution: Always test before using other special cleaning products.

Banned products:

- Solvents, various essential oils, paint, or adhesive tape,
- Scouring powders (because are abrasive),
- Products containing bleach,
- Special products for stainless steel,
- Renovators (because they often contain abrasives and chemical agents),
- Splashes or fumes from floor, paint, or wood stripping products, etc.

Caution:

Any mechanical attack or foreign object (screwdriver, etc.) striking the surface of the plate would damage the finish and therefore also the surface treatment.

8. STANDARDS AND APPROVALS

Compliant with installation and manufacturing standards.

See e.catalogue.