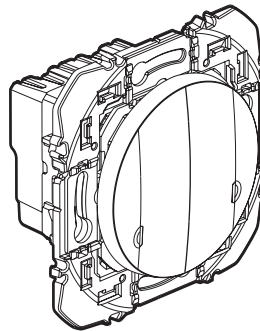


Double connected switch with neutral



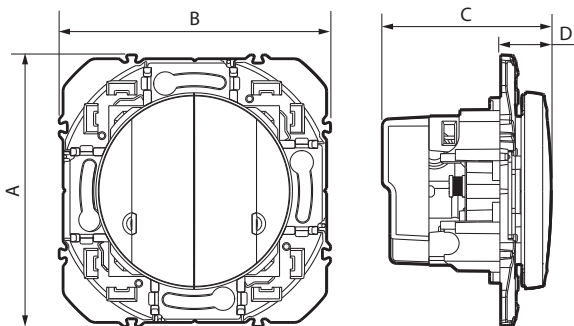
1. USE

Double switch with neutral for 2 ON/OFF light functions.
Can be used as a two-way switch or to control a lighting group.
Compatible all loads 250 W max. per output.
Easy to install in place of a standard switch in a box 40 mm deep (min.).
Claws and/or screws fixing.

2. RANGE

Description	White	Alu
Product for use in conjunction with the starter pack. With LED indicator (configuration) and RESET button (hidden) used to return to factory settings. Supplied with site protection cover.	6 000 82A	6 001 82A

3. DIMENSIONS (mm)

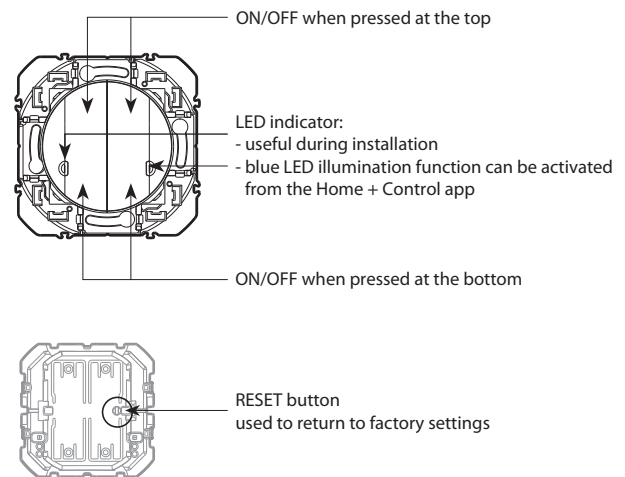


A	B	C	D
73	73	45.5	13.5

4. CONNECTION

Type of terminals: with screws
Terminal capacity: 2 x 1.5 mm² or 1 x 2.5 mm²
Stripping length: 8 mm
Flat screwdriver: 3 mm

5. OPERATION



6. TECHNICAL CHARACTERISTICS

■ 6.1 Mechanical characteristics

Protection against impacts: IK 04
Protection against solid bodies/liquids: IP 40

■ 6.2 Material characteristics

Mechanism casing: PC
Support: PC grey RAL 7016 + metal

Colour	White RAL 9003	Aluminium
Rocker plate	ABS	Painted ABS

Halogen-free
UV-resistant

Self-extinguishing:
850°C/30 s for insulating components holding live parts in place.
650°C/30 s for other insulating components.

■ 6.3 Climate characteristics

Usage temperature: +5°C to +45°C
Storage temperature: 0°C to +45°C

Double connected switch with neutral

6. TECHNICAL CHARACTERISTICS (continued)

■ 6.4 Electrical characteristics











Voltage: 110-240 V~

Power: 250 W max. per output

Current: 1.1 A max. per output

Frequency: 50/60 Hz

Load table:

			LED 			
						
240 V~	Maxi.	250 W	50 W	50 W	125 VA	125 VA
110 V~	Maxi.	125 W	25 W	25 W	65 VA	65 VA

(*) Use only with transformers designed to work with electronic switches.

Take account of transformer losses when calculating power.

Transformers must be loaded at more than 60% of their power.

Zigbee technology 2.4 GHz to 2.4835 GHz

Power level: < 100 mW

Range: 200 m of unobstructed space

10 m between products indoors

7. CARE

Clean the surface with a cloth.

Do not use acetone, tar-removing cleaning agents or trichloroethylene.

Resistant to the following products:

Hexane, methylated spirit, soapy water, diluted ammonia, pure bleach diluted to 10%, window-cleaning products, pre-impregnated wipes.

Caution: Always test before using special cleaning products.

8. STANDARDS AND APPROVALS

Compliant with installation and manufacturing standards.

See e-catalogue.

The undersigned, LEGRAND, declares that the radio-electric equipment type (6 000 82A - 6 001 82A) complies with directive 2014/53/EU.

The full text of the EU declaration of conformity is available on the following website: www.legrandoc.com