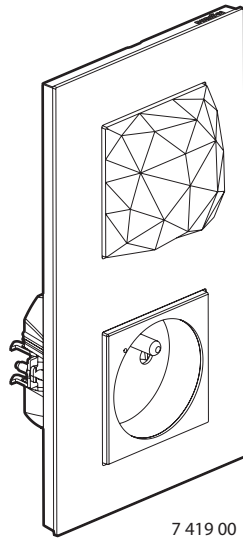
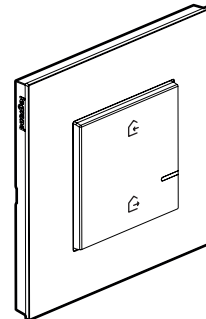


Valena™ Next Connected starter pack

Cat. Nos: 7 419 00/30/60 - 7 418 01/31/61



7 419 00



7 418 01

1. USE

This pack enables you to create a connected installation in your home. It can be used to control lighting, roller shutters and electrical equipment plugged into connected sockets:

- using your smartphone and the Home + Control app
- using voice assistants
- from the general control at the entrance to your home

Comprises:

• A Control socket (Zigbee relay/WiFi)

Installation in 1-gang box 40 mm deep (minimum), instead of a standard socket outlet.

Claw and/or screw fixing.

Connected socket which can be controlled by a wireless lighting control and/or remotely via your smartphone.

The socket can be used to measure instantaneous and total consumption of the connected device, which can be viewed on the Home + Control app.

One-piece mechanism (grid + mechanism).

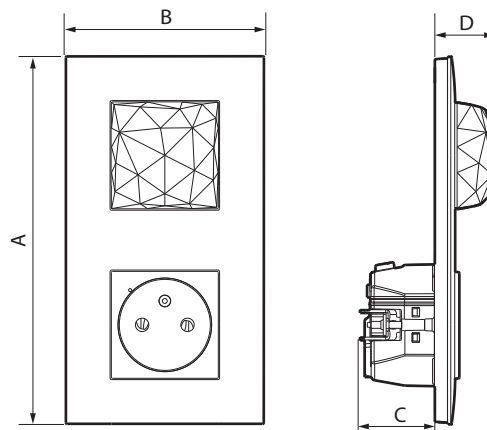
• A wireless general control, used to control leaving home/coming home scenes involving lights, roller shutters and connected sockets.

- Fixes directly on the wall or screws onto a flush-mounting box. Multi-gang versions can be combined with other wiring accessories.
- Fits on a piece of furniture (movable).

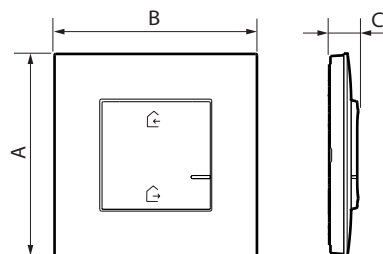
2. RANGE

| Description | White | Alu | Black |
|--|----------|----------|----------|
| Connected relay socket. Supplied complete with finishing plate and site protection covers. Equipped with a RESET button (hidden) used to return to factory settings. | 7 419 00 | 7 419 30 | 7 419 60 |
| Additional wireless general control. Supplied complete with battery, finishing plate. Equipped with an LED indicator (configuration) and a RESET button (hidden) used to return to factory settings. Repositionable self-adhesive fixings supplied. | 7 418 01 | 7 418 31 | 7 418 61 |

3. DIMENSIONS (mm)

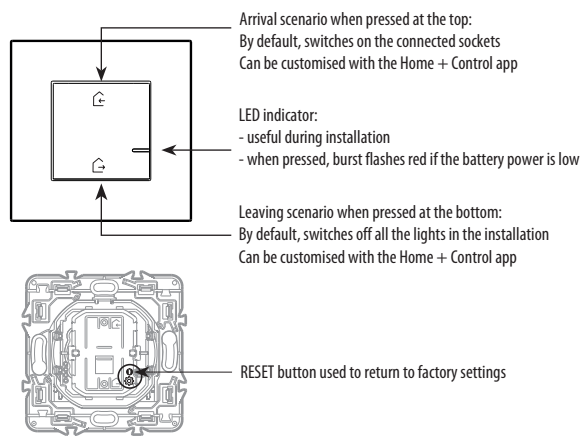
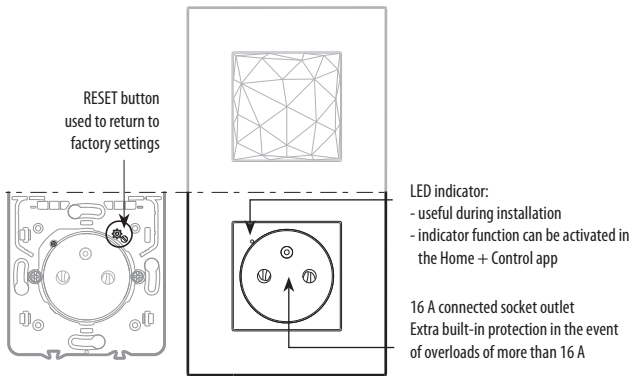


| References | A | B | C | D |
|----------------|-----|----|------|------|
| 7 419 00/30/60 | 154 | 83 | 31.5 | 24.5 |



| References | A | B | C |
|----------------|----|----|----|
| 7 418 01/31/61 | 83 | 83 | 12 |

4. OPERATION



⚠ The starter pack is pre-paired at the factory.
Never perform a factory RESET on the control socket and the wireless general control at the same time, as this may render them unusable.

5. CONNECTION

Control socket

Terminal type: automatic
Terminal capacity: 2 x 2.5 mm²
Stripping length: 11 mm

6. TECHNICAL CHARACTERISTICS

6.1 Mechanical characteristics

Control socket:

Protection against impacts: IK 04
Protection against solid bodies and/or liquids: IP 40 assembled product

General control:

Protection against impacts: IK 02
Protection against solid bodies and/or liquids:
IP 20 without rocker plate and plate
IP 40 for assembled product

6.2 Material characteristics of control socket

Plates: - ABS White (RAL 9003) polyglass appearance
- ABS painted satin appearance for other colors
Subplate: opalescent white PC
Cover plate: PC
Mechanism casing: PC
Support: Fibreglass-reinforced (20%) PC

Halogen-free
UV resistant

Self-extinguishing:

850°C/30 s for insulating parts holding live parts in place.
650°C/30 s for the other insulating components.

6.3 Material characteristics of general control

Plates: - ABS White (RAL 9003) polyglass appearance
- ABS painted satin appearance for other colors
Subplate: opalescent white PC
Mechanism casing with grid: Fibreglass-reinforced (10%) PC

Halogen-free
UV resistant

Self-extinguishing: 650° C / 30 s

6.4 Electrical characteristics of control socket

Voltage: 110/230 V~
Current: 16 A
Power: 3680 W max.
Frequency: 50/60 Hz
Standby consumption: 0.1 mA

WiFi technology 2.4 GHz (13 channels) - IEEE 802.11 b/g/n

ZigBee radio technology frequency: 2.4 GHz to 2.4835 GHz
Wireless mesh network, self-adaptive and secure (AES 128), conforming to standard IEEE 802.15.4 (LR-WPAN)
Power level: < 100 mW

Range: 200 m of unobstructed space
10 m recommended between products indoors

6.5 Electrical characteristics of general control

Powered by a CR2032 - 3 V lithium battery (supplied)
Battery life: 8 years for 10 activations a day

ZigBee radio technology frequency: 2.4 GHz to 2.4835 GHz
Wireless mesh network, self-adaptive and secure (AES 128), conforming to standard IEEE 802.15.4 (LR-WPAN)
Power level: < 100 mW

6.6 Climate characteristics

Storage temperature: 0° C to + 45° C
Usage temperature: +5° C to + 45° C

7. CARE

Clean the surface with a cloth.
Do not use acetone, tar-removing cleaning agents or trichloroethylene.

Resistant to the following products: Hexane (EN 60669-1), methylated spirit, soapy water, diluted ammonia, bleach diluted to 10%, window-cleaning products, pre-impregnated wipes.

Caution: Always test before using special cleaning products.

The plates must not be painted.



Take care to recycle the battery appropriately.

8. ACCESSORIES

0 648 71: Repositionable adhesive for wireless control (x 4 supplied)

9. STANDARDS AND APPROVALS

The undersigned, LEGRAND, declares that the radio-electric equipment type (7 418 01/31/61 - 7 419 00/30/60) complies with directive 2014/53/EU. The full text of the EU declaration of conformity is available on the following website: www.legrandoc.com