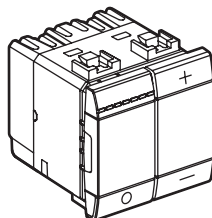


LIVING LIGHT Touch dimmer







Cat. No(s): N4407N - NT4407N - L4407N
N4408N - NT4408N - L4408N - N4409N - NT4409N - L4409N
N4410N - NT4410N - L4410N - N4413N - NT4413N - L4413N
N4582N - NT4582N - L4582N



1. USE

Touch dimmer from 20 to 600 W.

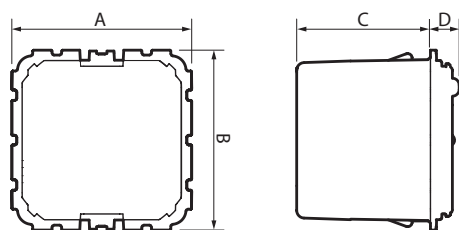
2. RANGE

	Designation	References
	Resistive/capacitive touch dimmer 20/400 W with electronic protection - 2 modules	<input type="checkbox"/> N4407N <input type="checkbox"/> NT4407N <input type="checkbox"/> L4407N
	Resistive/capacitive touch dimmer 20/600 W with electronic protection - 2 modules	<input type="checkbox"/> N4408N <input type="checkbox"/> NT4408N <input type="checkbox"/> L4408N
	Resistive, inductive, capacitive multiloads touch dimmer 200/400 W with electronic protection - 2 modules	<input type="checkbox"/> N4409N <input type="checkbox"/> NT4409N <input type="checkbox"/> L4409N
	Touch dimmer output 0 - 10 V with electronic protection 2 modules	<input type="checkbox"/> N4410N <input type="checkbox"/> NT4410N <input type="checkbox"/> L4410N
	Touch dimmer - TRIAC/IGBT technology resistive/inductive 60/500 W - SOFT-START and SOFT-STOP anti-dazzling function Built in fuse - 2 modules	<input type="checkbox"/> N4413N <input type="checkbox"/> NT4413N <input type="checkbox"/> L4413N
	Resistive/capacitive touch dimmer 450/800 W - 2 modules	<input type="checkbox"/> N4582N <input type="checkbox"/> NT4582N <input type="checkbox"/> L4582N

Color code:

- White
- Tech
- Anthracite

3. OVERALL DIMENSIONS (mm)



A	B	C	D
45	45	33.5	7.2

4. CONNECTION

Screw terminals
Terminal capacity: 1 x 2.5 mm²
Stripping length: 9 mm

5. TECHNICAL CHARACTERISTICS

■ 5.1 Protection index

Penetration by solid bodies/liquid: IP 21
Impact test: IK 04

■ 5.2 Material characteristics

Satin appearance

Material:

- Socket outlet cover: Polycarbonate

- Halogen free

Self-extinguishing:

- + 850° C / 30 s for insulating parts holding live parts in place.
- + 650° C / 30 s for other parts made of insulating materials.

UV resistant.

5. TECHNICAL CHARACTERISTICS *(continued)*

■ 5.3 Electrical characteristics

Voltage: 250 VAC

Frequency: 50/60 Hz

Loads (lamps, transformers, fan)

Reference	Type of loads	Power supply range	Incandescent	Halogens and halogens energy saving	ELV halogen with ferromagnetic transformer	ELV halogen with electronic transformer	Fluorescent lamps with 0 - 10 V ballast	Fan
N4407N NT4407N L4407N	Resistive Capacitive	100 - 240 Vac	20 - 400 W	20 - 400 W	-	20 - 400 VA	-	
N4408N NT4408N L4408N	Resistive Inductive	100 - 240 Vac	20 - 600 W	20 - 600 W	20 - 600 VA	-	-	
N4409N NT4409N L4409N	Multi-loads	100 - 240 Vac	20 - 400 W	20 - 400 W	20 - 400 VA	20 - 400 VA	-	
N4410N NT4410N L4410N	0 - 10 V	100 - 240 Vac	-	-	-	-	40 - 600 VA	
N4413N NT4413N L4413N	Resistive Inductive	230 Vac	60 - 500 W	60 - 500 W	50 - 500 VA			
N4582N NT4582N L4582N	Resistive Inductive	127 Vac 230 Vac	50 - 450 W 50 - 800 W	50 - 450 W 50 - 800 W		50 - 300 W 50 - 300 W		100 - 300 W 100 - 500 W

■ 5.4 Climatic characteristics

Storage and operating temperatures: - 5° C to + 35° C

6. CLEANING

Surface cleaning with a cloth.

Do not use: acetone, tar remover, trichloroethylene.

Caution: A preliminary test should be carried out if other specific cleaning products are to be used.

7. STANDARDS AND APPROVALS

Compliance with standards of installation and manufacturing.

Refer to e.catalogue.