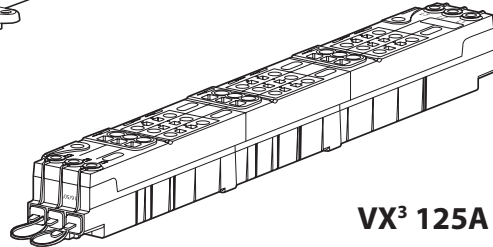
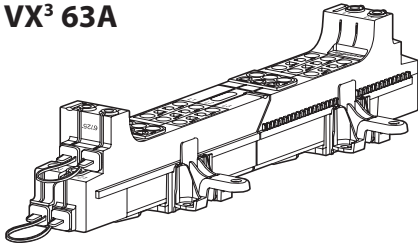


VX³ 63A

VX³ 125A
CONTENTS
Page

1. Description, use	1
2. Range	1
3. Overall dimensions	2
4. Assembly	3
5. Mechanical characteristics	3
6. Electrical characteristics	3
7. Compliance and approvals	4

1. DESCRIPTION, USE

1pxxB 4-pole supply busbar equipped with automatic terminals for distribution inside cabinets.

Power supply possible from the top or bottom via screw terminals.

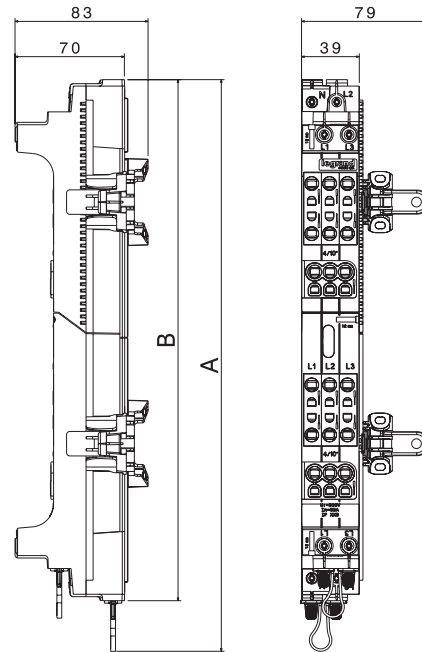
Supplied with fixing lugs that allow side-by-side mounting and vertical adjustment.

2. RANGE

Type	Cat. Nos.	No. of outgoing lines/phase	No. of outgoing lines/neutral
63A	4 050 23	4	6
	4 050 24	6	9
	4 050 25	8	12
	4 050 26	10	15
125A	4 050 34	6	9
	4 050 35	8	12
	4 050 36	10	15

3. OVERALL DIMENSIONS
63A adjustment

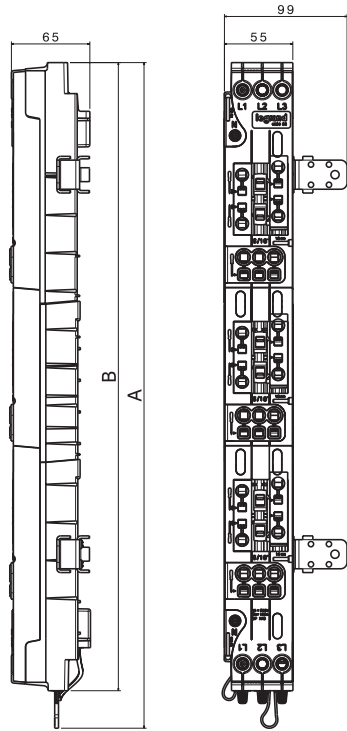
Can be adjusted before and after mounting in intervals > 1 cm



	4 050 23	4 050 24	4 050 25	4 050 26
A	336	461	586	711
B	324	449	574	699

125A ajustement

Can be adjusted before mounting in intervals of 2,5 cm



	4 050 34	4 050 35	4 050 36
A	506	631	756
B	478	603	728

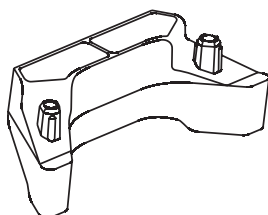
4. ASSEMBLY

Phase order

- Mounted on left : N ; L1 ; L2 ; L3
- Mounted on right : L3 ; L2 ; L1 ; N

Type	Cat. Nos.	Type of cabinets
63A	4 050 23	Plexo3 / XL3 125 / XI3 160 from 3 rows
	4 050 24	
	4 050 25	
	4 050 26	
125A	4 050 34	XL3 160 / XL3 400 / XL3 400 IP55 from 4 rows
	4 050 35	
	4 050 36	

Spacer used for 63 A distribution mounted in XL3 cabinets Cat. : 0 200 03 ; 0 200 04 ; 0 200 05 ; 0 200 06



5. MECHANICAL CHARACTERISTICS

Copper connection

Storage and operating temperature : -25°C / +70°C

Impact strength (IK) : no downgrading of the cabinet IK rating once installed.

Vibration resistance : 10 Hz à 150 Hz

Tightening torque :

63A : 2,5 Nm (PZ2 ; 5,5 mm flat)

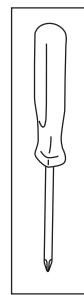
125A : 5 Nm (hex)

Auto terminal opening force (4 mm flat screwdriver) :

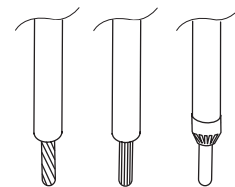
63A : 170 N

125A : 200N

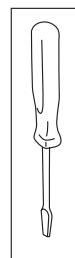
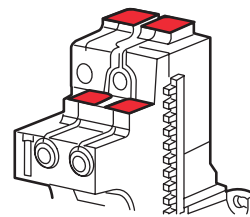
VX³ 63A connection capacity



PZ2



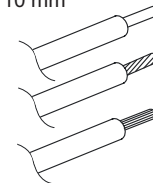
6 - 25 mm²



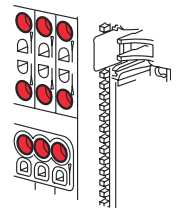
4 mm



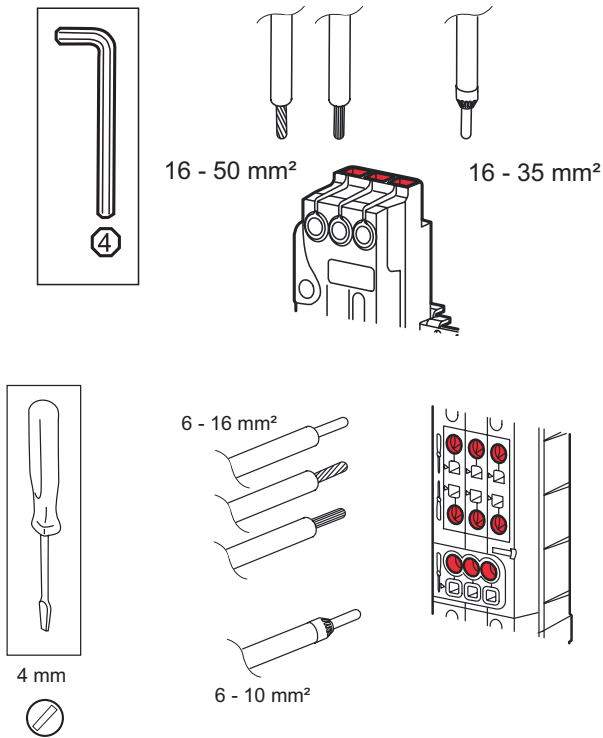
4 - 10 mm²



4 - 6 mm²



VX³ 125A connection capacity



Thermal load

Type	Cat. Nos.	Total thermal load
63A	4 050 23	11 MJ
	4 050 24	15 MJ
	4 050 25	20 MJ
	4 050 26	24 MJ
125A	4 050 34	25 MJ
	4 050 35	32 MJ
	4 050 36	39 MJ

MJ => Megajoules

Fire resistance : 960°C/30s according to IEC 60695-2-11 et IEC 60947-1

Stripping on VX³ 63A : 12 mm

Stripping on VX³ 125A with screw terminals : 18 mm

Stripping on VX³ 125A with auto terminals : 12 mm

I_{pxxB} with product installed.

6. ELECTRICAL CHARACTERISTICS

Nominal voltage (U_e) : 400 V
 Insulation voltage (U_i) : 500 V
 Impulse voltage (U_{imp}) : 6 kV

Current characteristics

Cat. Nos.	I _n	I _{cw} * (0,3s)	I _{cw} * (1s)	I _{pk}
4 050 23	63A	6 kA	3,6 kA	20 kA
4 050 24				
4 050 25				
4 050 26				
4 050 34	125A	10 kA	6 kA	30 kA
4 050 35				
4 050 36				

* I_{cw} = √I²t

Thermal stress : I²t (A².s)
 Nominal frequency : 50/60 Hz

Max. dissipated power

Type	Cat. Nos.	Max. dissipated power
63A	4 050 23	5,4 W
	4 050 24	7,0 W
	4 050 25	8,5 W
	4 050 26	10,1 W
125A	4 050 34	14,6 W
	4 050 35	18,0 W
	4 050 36	21,3 W

7. COMPLIANCE AND APPROVALS

IEC 60947-1

IEC 60947-7-1

IEC 61439-3