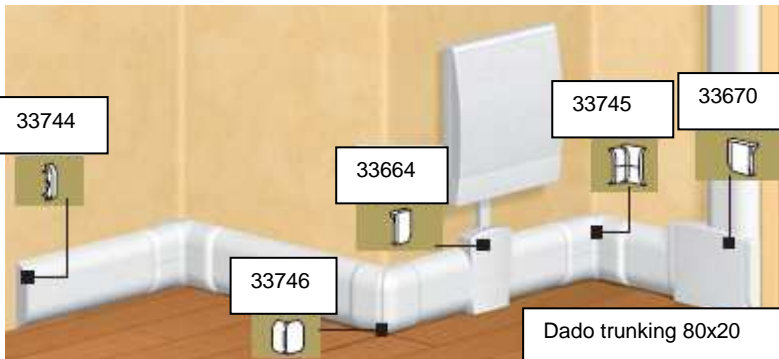


## DLPlus Dado and Skirting trunking

Number(s) : 030069/89, 030867, 032806/10, 033664 à 033668, 033670, 033700/14/15/16/18/20/44/45/46/47/74



CONTENTS	PAGES
1. Range 80/120x20	1 to 2
2. Accessories 80/120x20	2 to 3
3. Range 140x35	4
4. Accessories 140x35	4 to 5
5. Technical characteristics	6
6. Material characteristics	6

### 1. RANGE 80/120x20.

DLP Dado trunking offers:

- the distribution, the protection and the derivation of various cables in an electrical installation.
- trunkings, finishing accessories (end cap, cover joint, interior angle, exterior angle, flat angle, derivation)
- all the easy ways/advantages for the installation.
- to comply with the norm NF EN 50085-2-1, safety and technical performance.
- a flexibility with the installation and maintenance:

#### 1.1. Dado trunking 2 compartments, 1 cover ref. 030069/89



80x20 ref. 030069



120x20 ref. 030089

Delivered in length of 2m.  
White color

2 compartments for the distribution of mains and extra low voltage possible to add 2 compartments with partitions ref 30867.

Assembly of the body and covers by clips (disassembling with the assistance tool ex: screwdriver)

Fixing by:

- adhesive for glue gun ref 30949
- wall plugs for immediate fixing (without screw nor nail ref. 30899)
- DLP rapid wall plug ref. 30897 (for 10mm min. plasterboard walls at least 20 mm away from a concrete surface. For fixing DLP plastic trunking in a single operation.
- screw, nails...

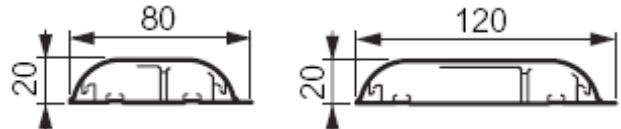
Cutting with:

- DLP cutting unit ref 30698, for cutting all plastic trunking (avoids vibration when cutting bases and covers)

### 1. RANGE 80/120x20 (continued)

#### 1.1. Dado trunking 2 compartments, 1 cover ref. 030069/89

Dimensions.



Wiring capacity :

Without central partition



With central partition



Trunking 80x20	Section in mm <sup>2</sup> /compartment	Câble Ø Max in mm
1	350	14
2	500	2x14
3	180	7
4	191	8
5	320	15
6	180	7

Trunking 120x20	Section in mm <sup>2</sup> /compartment	Câble Ø Max in mm
1	350	14
2	1020	4x14
3	180	7
4	191	8
5	800	15
6	180	7

## 1. RANGE 80/120x20 (continued)

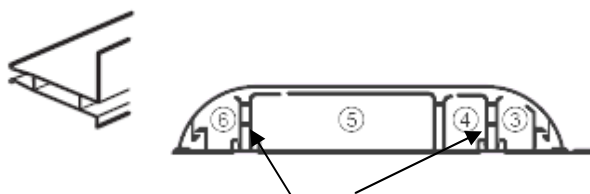
### 1.1. Dado trunking 2 compartments, 1 cover ref. 030069/89

Wiring capacity (continued)

80x20	1.5 mm <sup>2</sup>	2.5 mm <sup>2</sup>	4 mm <sup>2</sup>	6 mm <sup>2</sup>	UTP FTP Cat. 6
1	21	15	13	10	6
2	30	22	19	14	9
3	10	8	7	5	3
4	11	8	7	5	3
5	19	14	12	9	6
6	10	8	7	5	3

120x20	1.5 mm <sup>2</sup>	2.5 mm <sup>2</sup>	4 mm <sup>2</sup>	6 mm <sup>2</sup>	UTP FTP Cat. 6
1	21	15	13	10	6
2	61	45	40	29	20
3	10	8	7	5	3
4	11	8	7	5	3
5	48	35	31	23	15
6	10	8	7	5	3

### 1.2. clip on separation partition ref. 030867.

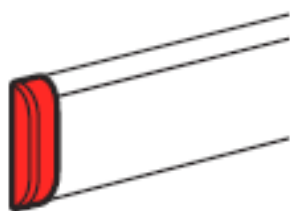


For the separation of various types of currents allows (sector, telephone, data processing...)  
Assembly with the trunking 80/120x20 by clips.

Delivered in length of 2m  
White Color.

## 2. ACCESSORIES 80/120x20.

### 2.1. End cap ref.033744/74.



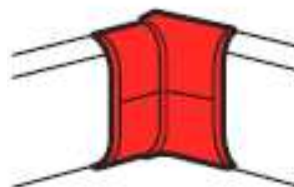
White color

Allows to block the end of the trunking:  
- respect of the protection degree  
- improvement of aesthetics (covering of the cut)  
- left or right end cap  
Assembly on the body by fitment and screwing.

References	Use with trunking
033744	80x20
033774	120x20

## 2. ACCESSORIES 80/120x20 (continued)

### 2.2. Internal angle ref. 033745/033665.



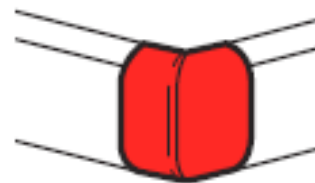
Internal angle allows:

- avoid the cut of miter on the trunking
- respect of the degree protection
- aesthetics improves (covering of the cut and not or little extra thickness)

Assembly on the body by clipsage and screwing  
Variable internal angles of 60 with 120°.  
White color

References	Use with trunking
033745	80x20
033665	120x20

### 2.3. External angle ref. 033746/033666.



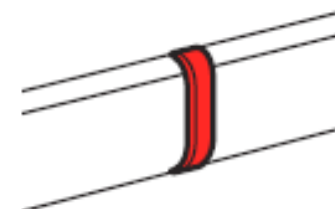
External angle allows:

- avoid the cut of miter on the trunking
- respect of the degree protection
- aesthetics improves (covering of the cut and not or little extra thickness)

Assembly on the body by clipsage and screwing  
Variable external angles of 60 with 120°.  
White color

References	Use with trunking
033746	80x20
033666	120x20

### 2.4. Cover joint ref. 033668.



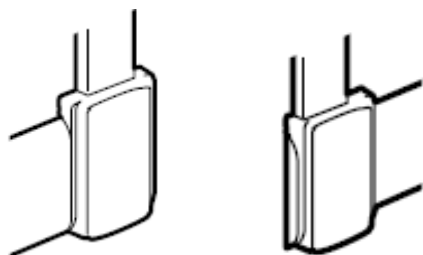
Allows:

- the junction end to end of two covers
  - respect of the degree protection
  - to improve aesthetics (covering of the cut)
- Assembly of the joint by fitment and screwing  
To use with trunking 80x20 and 120x20  
White color

## 2. ACCESSORIES 80/120x20 (continued)

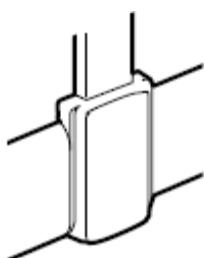
### 2.5. Convection heater outlet ref.033664.

For end cap cap (right or felt) :



End cap for junction with mini-trunking up to 75x20

For heating or air-conditioning :



Can be used as cable outlet for convection heater or air-conditioning with mini-trunking up to 75x20

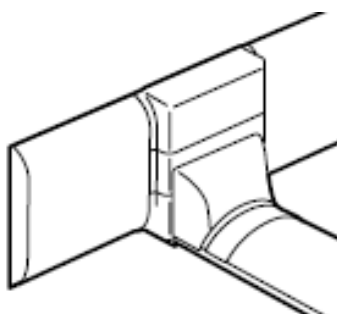
Allows:

- respect of the protection degree
- improvement of aesthetics (covering of the cut)
- left or right end cap

Assembly on the body by fitment and screwing.

To use with trunking 80x20 and 120x20 (delivered with adaptors)  
White color

### 2.6. Flat junction to floor duct ref. 032806.



To tap-off to floor duct ref. 032800.

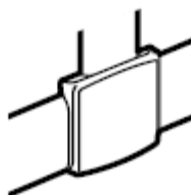
- respect of the degree protection
  - the distribution of the various currents preserves
  - aesthetics (covering of the cut) improves
- Assembly on the body by fitment and screwing

To use with trunking 80x20 and 120x20 (delivered with adaptors)  
White color

## 2. ACCESSORIES 80/120x20 (continued)

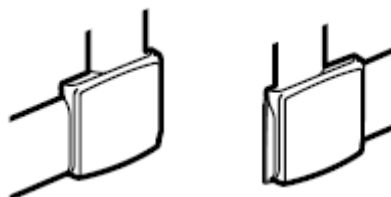
### 2.7. Flat junction/flat angle ref. 033670.

For flat junction :



Allows the flat junction of two same sections trunkings (80 or 120x20)

For flat angle :

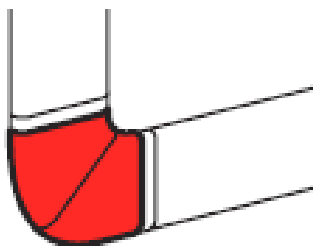


Allows the flat angle (right or felt) between trunkings (80 or 120x20) with mini-trunking up to 75x20

- avoid the cut of miter on the trunking
  - respect of the degree protection
  - the distribution of the various currents preserves
  - aesthetics (covering of the cut) improves
- Assembly on the body by fitment and screwing

To use with trunking 80x20 and 120x20 (delivered with adaptors)  
White color

### 2.8. Flat angle ref. 033747/033667.



The junction in flat angle of two same sections allows:

- avoid the cut of miter on the trunking
  - respect of the degree protection
  - the distribution of the various currents preserves
  - aesthetics (covering of the cut) improves
- Assembly on the body by clipsage.

Flat angles are variable (85°to 120°)

White color

References	Use with trunking
033747	80x20
033667	120x20

### 3. RANGE 140x35.

DLP Skirting trunking offers:

- the distribution, the protection and the derivation of various cables in an electrical installation.
- trunkings, finishing accessories (end cap, cover joint, interior angle, exterior angle, flat angle, derivation)
- all the easy ways/advantages for the installation.
- to comply with the norm NF EN 50085-2-1, safety and technical performance.
- a flexibility with the installation and maintenance:

#### 3.1. Skirting trunking 2 compartments, 2 covers ref. 033700.



Delivered in length of 2m.  
White color

System with 2 zones:

- 1 zone for wiring accessories
- 1 zone for wiring (3 compartments)
- 2 independent covers (1 cover per zone)

Wiring zone cover opens independently for ease of adding to the installation.

Supplied with covers and clips

Assembly of the body and covers by clips (disassembling with the assistance tool ex: screwdriver)

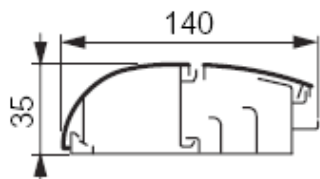
Fixing by:

- adhesive for glue gun ref 30949
- wall plugs for immediate fixing (without screw nor nail ref. 30899)
- DLP rapid wall plug ref. 30897 (for 10mm min. plasterboard walls at least 20 mm away from a concrete surface. For fixing DLP plastic trunking in a single operation.
- screw, nails...

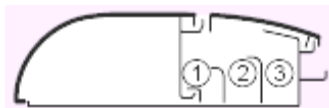
Cutting with:

- DLP cutting unit ref 30698, for cutting all plastic trunking (avoids vibration when cutting bases and covers)

Dimensions.



Wiring capacity :

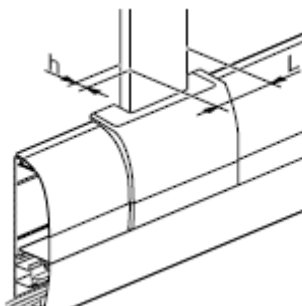


Skirting Trunking 140x35	Section in mm <sup>2</sup> /compartment	Number of conductors of 2.5mm <sup>2</sup> /compartment
Ref. 033700	150/345/510	6/15/22

### 4. ACCESSORIES 140x35

#### 4.1. Flat junction/flat angle ref. 033720.

For flat junction :

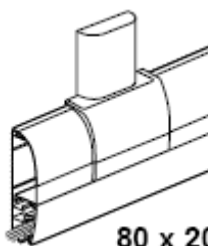


$$16 \leq L \leq 75$$

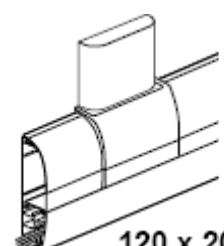
$$10 \leq h \leq 25$$

$$80/120 \times 20$$

Allows the flat junction to mini-trunkings up to 75x20 or dado trunking 80 or 120x20.

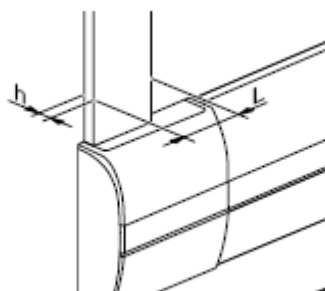


80 x 20



120 x 20

For flat angle :



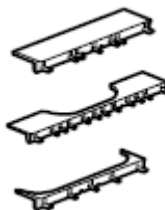
$$16 \leq L \leq 75$$

$$10 \leq h \leq 25$$

Allows the flat junction to mini-trunkings up to 75x20.

- avoid the cut of miter on the trunking
  - respect of the degree protection
  - the distribution of the various currents preserves
  - aesthetics (covering of the cut) improves
- Assembly on the body by fitment and screwing  
White color

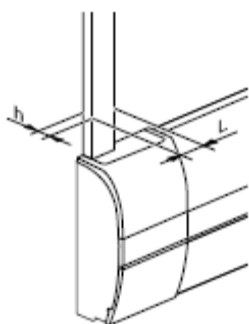
To use with mini-trunking or dado trunking(delivered with adaptors)



## 4. ACCESSORIES 140x35 (continued)

### 4.2. Convection heater outlet réf.033714.

For end cap cap (right or felt) :

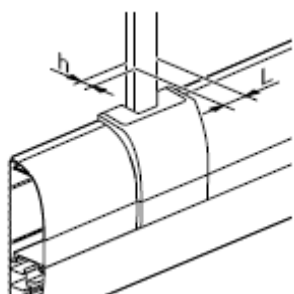


$$16 \leq L \leq 40$$

$$10 \leq h \leq 25$$

End cap for junction with mini-trunking up to 40x25

For heating or air-conditionning :



$$16 \leq L \leq 40$$

$$10 \leq h \leq 25$$



Can be used as cable outlet for convection heater or air-conditionning with mini-trunking up to 40x25

Allows:

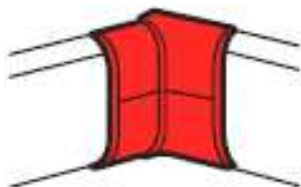
- respect of the protection degree
- improvement of aesthetics (covering of the cut)
- left or right end cap

Assembly on the body by fitment and screwing.  
White color

To use with mini-trunking (delivered with adaptors)



### 4.3. Internal angle ref. 033715.



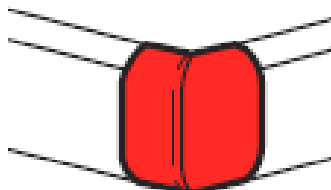
Internal angle allows:

- avoid the cut of miter on the trunking
- respect of the degree protection
- aesthetics improves (covering of the cut and not or little extra thickness)

Assembly on the body by clipsage and screwing  
Variable internal angles of 60 with 120°.  
White color

## 4. ACCESSORIES 140x35 (continued)

### 4.4. External angle ref. 033716.

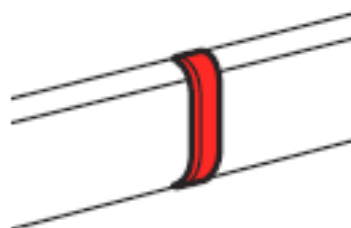


External angle allows:

- avoid the cut of miter on the trunking
- respect of the degree protection
- aesthetics improves (covering of the cut and not or little extra thickness)

Assembly on the body by clipsage and screwing  
Variable external angles of 60 with 120°.  
White color

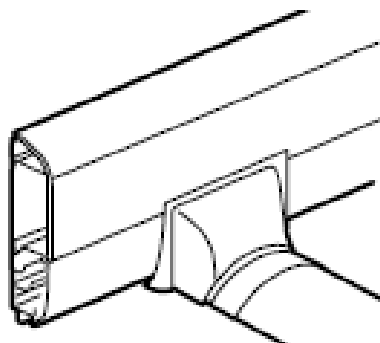
### 4.5. Joint de couvercle réf. 033718.



Allows:

- the junction end to end of two covers
  - respect of the degree protection
  - to improve aesthetics (covering of the cut)
- Assembly of the joint by fitment and screwing  
White color

### 4.6. Flat junction to floor duct ref. 032810.



To tap-off to floor duct ref. 032800.

- respect of the degree protection
  - the distribution of the various currents preserves
  - aesthetics (covering of the cut) improves
- Assembly on the body by fitment and screwing  
White color

**5. TECHNICAL CHARACTERISTICS.**

Classification of DLP dado/Skirting trunking systems EN 50085-2-1.

6.2 Resistance to impact for installation and application	2.0J
6.3 Minimum storage and transport temperature	- 25°C
6.3 Minimum installation and application temperature	- 5°C
6.3 Maximum application temperature	+ 60°C
6.4 Resistance to flame propagation	Non-flame propagating
6.5 Electrical continuity characteristic	With electrical continuity characteristic
6.6 Electrical insulating characteristic	Without electrical insulating characteristic
6.7 Degrees of protection provided by enclosure	IP40
6.9 The system access cover retention	With a tool
6.101 The position when surface mounted	Wall fixed Ceiling fixed
6.102 The functions provided	Type 1
Rated current	500 V
Protection against mechanical shocks	IK 07

Compositions and functions of DLP Dado/Skirting trunking systems (1 system per line) EN 50085-2-1:

Body/cover	DLP Dado/Skirting trunking		End cap
	references	Section (mm <sup>2</sup> )	
80x20	30069	350/500	33744
120x20	30089	350/1020	33774
140x35	33700	150/345/510	33714

**6. MATERIAL CHARACTERISTICS.**

Trunking 80/120x20 and 140x35 in PVC white color RAL 9003

Accessories in PVC white color RAL 9003