

Batibox™ DCL centre point light boxes for dry partitions

Cat. No(s): 0 893 34/37/60/77 - 0 895 90
 0 601 34/35 - 0 892 43



1. USE

The use of DCL (lighting appliance) boxes and covers has been made compulsory by standard NF C 15-100 (§ 559 1.1).
 At the centre point, can be used to suspend up to 25 kg with rear attachment to framework, centre point is secured more quickly by using the anchoring device.
 Boxes supplied with pipe hook and protective plate to prevent paint splashes.
 Equipped with 4 entries Ø 16-20 mm.

2. RANGE (continued)

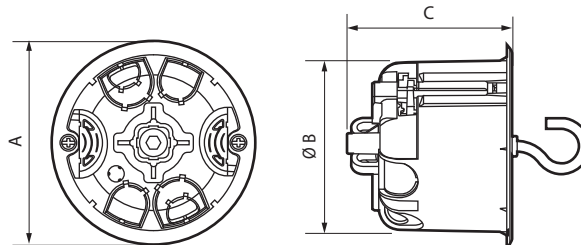
| | Description | Cat. No. |
|--|--|----------|
| | Anchoring device Supplied with 2 m long steel cable Up to 25 kg can be suspended from it APAVE certified strength | 0 892 43 |

2. RANGE

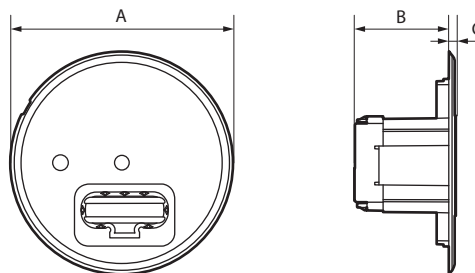
| | Description | Cat. No. |
|--|---|----------|
| | DCL centre point box kit with: - centre point box Ecobatibox Ø 67 mm depth 50 mm - DCL lamp holder | 0 893 60 |
| | DCL centre point box kit with: - Batibox centre point box Ø 67 mm depth 50 mm - DCL lamp holder and plug | 0 893 34 |
| | Airtight DCL centre point box Ecobatibox Ø 67 mm depth 50 mm | 0 893 77 |
| | DCL centre point box Ø 67 mm - depth 50 mm | 0 893 37 |
| | Centre point box (without DCL) Ø 67 mm - depth 50 mm | 0 893 36 |
| | DCL extra-slim cover for flush-fitting in the ceiling Ø 80 mm | 0 895 90 |
| | Compact DCL lamp holder E27 base Supplied with a removable plug Cat. No. 0 601 34 | 0 601 35 |
| | DCL - 2 P+E - 6 A - 250 V~ for connecting a luminaire to the DCL socket Screw connection | 0 601 34 |

3. DIMENSIONS (mm)

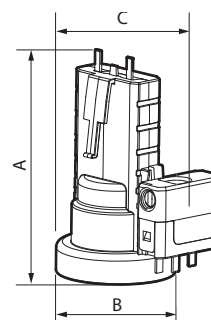
Cat. Nos. 0 893 36/37/77



Cat. No. 0 895 90

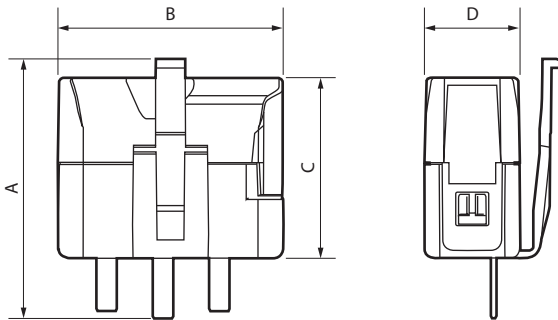


Cat. No. 0 601 35



3. DIMENSIONS (mm) (continued)

Cat. No. 0 601 34



| Cat. Nos. | A | B | C | D |
|-----------|----|------|-----|----|
| 0 893 77 | 67 | 65 | 75 | - |
| 0 893 37 | 75 | 67 | 65 | - |
| 0 893 36 | 75 | 67 | 65 | - |
| 0 895 90 | 80 | 36 | 2.5 | - |
| 0 601 35 | 74 | 39.5 | 56 | - |
| 0 601 34 | 32 | 30 | 24 | 13 |

4. CONNECTION

• **Cat. Nos. 0 893 60/34/77/37:**

Terminal type: automatic, oriented at 45°
 Stripping length: 9 mm
 2 entries for wires 1.5 mm²

• **Cat. No. 0 601 34:**

Terminal type: screw
 3 entries for wires 1.5 mm²

5. TECHNICAL CHARACTERISTICS

■ **5.1 Mechanical characteristics**

Protection against impacts: IK 04
 Protection against solid bodies/liquids: IP 20

■ **5.2 Materials**

Casing: Yellow polypropylene
 Membrane: grey SEBS
 Cover: White polypropylene
 Hook: grey steel
 Shaft: Fibreglass reinforced (25%) polyamide
 UV-resistant
 Self-extinguishing:
 850°C/30 s for insulating components holding live parts in place
 650°C/30 s for other insulating components

■ **5.3 Electrical characteristics**

Voltage: 250 V~
 Current: 6 A
 Power for Cat. No. 0 601 35: 75 W max.

■ **5.4 Climate characteristics**

Storage temperature: -5°C to + 60°C
 Operating temperature: -5°C to + 40°C

6. CARE

Clean the surface with a cloth.
 Do not use acetone, tar-removing cleaning agents or trichloroethylene.

Caution: Always test before using special cleaning products.

7. STANDARDS AND APPROVALS

Compliant with installation and manufacturing standards.
 See e-catalogue.