

Arteor™ surround plate selection charts

60·3 mm fixing centres - flush mounting boxes, support frames and surround plates

Number of modules per mechanism	Flush mounting back boxes	Support frames	Plates and dimensions W x H (mm)	SURROUND PLATES				
				Neutral				
				White		Soft Alu		
				Pack	Cat. Nos.	Pack	Cat. Nos.	
SQUARE VERSION								
1 module	1 gang ¹	5760 03		92 x 92	10	5752 00	10	5713 01
2 modules		5760 03 or 5760 01 ³		92 x 92	10	5752 10	10	5713 02
3 modules - 1 gang	1 gang ¹	5760 01		92 x 92	5	5751 60	5	5713 03
3 modules and shaver sockets	2 gang ²	5760 02		157 x 92	5	5750 70	5	5713 05
4 modules	2 gang ²	5760 00		157 x 92	5	5750 80	5	5713 04
6 modules	6890 27	Supplied with surround plate		237·5 x 92	5	5753 70	5	5713 06
8 modules	6890 38	Supplied with surround plate		252·5 x 92	5	5767 00	5	5713 08
2 x 6 modules	6890 28	Supplied with surround plate		237·5 x 178	2	5753 90	2	5716 00
3 x 6 modules	0818 56	Supplied with surround plate		237·5 x 246	2	5754 00	2	5716 01
For 5 A/13 A switched socket outlet	1 gang ¹	Not required		92 x 92	10	5750 90	10	5713 07
For 13 A 250 V~ single pole switched socket outlet with USB charger					5	5751 11	5	5751 34
For 13 A twin switched socket outlet	2 gang ²	Not required		157 x 92	10	5751 00	10	5713 09
For 13 A 250 V~ single pole switched socket outlet with USB charger					5	5751 17	5	5751 52
For 13 A fused connection unit switched	1 gang ¹	Not required		92 x 92	5	5751 20	5	5713 10
For cooker unit Cat. No. 5720 88	2 gang ²	Not required		157 x 92	5	5751 50	–	–
Blanking cover plate	1 gang ¹	5760 03 or 5760 01		92 x 92	5	5751 30	5	5716 08
Blanking cover plate	2 gang ²	5760 02		157 x 92	5	5751 40	5	5716 09
ROUND VERSION								
2 modules	1 gang ¹	5760 03		92 x 92	10	5756 10 ⁴	10	5716 16
3 modules	2 gang ²	5760 02		157 x 92	5	5755 40 ⁴	5	5716 18
3 modules - 1 gang	1 gang ¹	5760 01		92 x 92	5	5755 60 ⁴	5	5716 19
4 modules	2 gang ²	5760 00		157 x 92	5	5755 50 ⁴	5	5716 17
6 modules	6890 27	Supplied with surround plate		237·5 x 92	5	5767 40 ⁴	5	5716 20

1 : Suitable for use with 1 gang back boxes. For Legrand options, see p. 31
 2 : Suitable for use with 2 gang back boxes. For Legrand options, see p. 31






















3 : Use 5760 01 support frame for 2 module mechanisms to be mounted on 3 module support frame, see p. 30
 4 : Product has a neutral plate with a chrome effect interior bezel

SURROUND PLATES

SURROUND PLATES											
Neutral								Mirror			
Graphite		Magnesium		Champagne		Dark Bronze		Mirror White		Mirror Black	
Pack	Cat. Nos.	Pack	Cat. Nos.	Pack	Cat. Nos.	Pack	Cat. Nos.	Pack	Cat. Nos.	Pack	Cat. Nos.
10	5752 02	10	5713 11	10	5713 21	10	5713 31	1	5752 04	1	5752 03
10	5752 12	10	5713 12	10	5713 22	10	5713 32	1	5752 14	1	5752 13
5	5751 62	5	5713 13	5	5713 23	5	5713 33	1	5751 64	1	5751 63
5	5750 72	5	5713 15	5	5713 25	5	5713 35	1	5750 74	1	5750 73
5	5750 82	5	5713 14	5	5713 24	5	5713 34	1	5750 84	1	5750 83
5	5753 72	5	5713 16	5	5713 26	5	5713 36	1	5753 74	1	5753 73
5	5767 02	5	5713 18	5	5713 28	5	5713 38	1	5767 04	1	5767 03
2	5753 92	2	5716 02	2	5716 04	2	5716 06	–	–	–	–
2	5754 02	2	5716 03	2	5716 05	2	5716 07	–	–	–	–
10	5750 92	10	5713 17	10	5713 27	10	5713 37	1	5750 94	1	5750 93
5	5751 33	5	5751 35	5	5751 36	5	5751 37	–	–	–	–
10	5751 02	10	5713 19	10	5713 29	10	5713 39	1	5751 04	1	5751 03
5	5751 51	5	5751 53	5	5751 54	5	5751 55	–	–	–	–
5	5751 22	5	5713 20	5	5713 30	5	5713 40	1	5751 24	1	5751 23
–	–	–	–	–	–	–	–	–	–	–	–
5	5751 32	5	5716 10	5	5716 12	5	5716 14	–	–	–	–
5	5751 42	5	5716 11	5	5716 13	5	5716 15	–	–	–	–
10	5756 12 ⁴	10	5716 21	–	–	–	–	1	5756 14	1	5756 13
5	5755 42 ⁴	5	5716 23	–	–	–	–	1	5755 44	1	5755 43
5	5755 62 ⁴	5	5716 24	–	–	–	–	1	5755 64	1	5755 63
5	5755 52 ⁴	5	5716 22	–	–	–	–	1	5755 54	1	5755 53
5	5767 42 ⁴	5	5716 25	–	–	–	–	1	5767 44	1	5767 43

Arteor™ surround plate selection charts








60·3 mm fixing centres - flush mounting boxes, support frames and surround plates

Number of modules per mechanism	Flush mounting back boxes	Support frames	Plates and dimensions W x H (mm)	SURROUND PLATES				
				Brushed metal				
				Stainless Steel		Gold Brass		
								
				Pack	Cat. Nos.	Pack	Cat. Nos.	
SQUARE VERSION								
1 module	1 gang ¹	5760 03		92 x 92	1	5752 06	1	5761 00
2 modules		5760 03 or 5760 01 ³		92 x 92	1	5752 16	1	5761 20
3 modules - 1 gang	1 gang ¹	5760 01		92 x 92	1	5751 66	1	5761 80
3 modules and shaver sockets	2 gang ²	5760 02		157 x 92	1	5750 76	1	5761 60
4 modules	2 gang ²	5760 00		157 x 92	1	5750 86	1	5761 40
6 modules	6890 27	Supplied with surround plate		237·5 x 92	1	5753 76	1	5763 70
8 modules	6890 38	Supplied with surround plate		252·5 x 92	1	5767 06	1	5767 10
2 x 6 modules	6890 28	Supplied with surround plate		237·5 x 178	–	–	–	–
3 x 6 modules	0818 56	Supplied with surround plate		237·5 x 246	–	–	–	–
For 5 A/13 A switched socket outlet	1 gang ¹	Not required		92 x 92	1	5750 96	1	5762 10
For 13 A 250 V~ single pole switched socket outlet with USB charger					1	5751 12	–	–
For 13 A twin switched socket outlet	2 gang ²	Not required		157 x 92	1	5751 06	1	5762 00
For 13 A 250 V~ single pole switched socket outlet with USB charger					1	5751 18	–	–
For 13 A fused connection unit switched	1 gang ¹	Not required		92 x 92	1	5751 26	1	5761 90
For cooker unit Cat. No. 5720 88	2 gang ²	Not required		157 x 92	–	–	–	–
Blanking cover plate	1 gang ¹	5760 03 or 5760 01		92 x 92	–	–	–	–
Blanking cover plate	2 gang ²	5760 02		157 x 92	–	–	–	–
ROUND VERSION								
2 modules	1 gang ¹	5760 03		92 x 92	1	5756 16	1	5761 10
3 modules	2 gang ²	5760 02		157 x 92	1	5755 46	1	5761 50
3 modules - 1 gang	1 gang ¹	5760 01		92 x 92	1	5755 66	1	5761 70
4 modules	2 gang ²	5760 00		157 x 92	1	5755 56	–	–

1 : Suitable for use with 1 gang back boxes. For Legrand options, see p. 31
 2 : Suitable for use with 2 gang back boxes. For Legrand options, see p. 31

3 : Use 5760 01 support frame for 2 module mechanisms to be mounted on 3 module support frame, see p. 30

SURROUND PLATES

SURROUND PLATES													
Brushed metal				Reflective						Wood		Signature	
Pink Champagne		Black		Stainless Steel		Black		Gold		Grey Oak		Cube	
													
Pack	Cat. Nos.	Pack	Cat. Nos.	Pack	Cat. Nos.	Pack	Cat. Nos.	Pack	Cat. Nos.	Pack	Cat. Nos.	Pack	Cat. Nos.
1	5713 51	1	5713 41	1	5713 61	1	5713 81	1	5713 71	1	5713 91	1	5714 01
1	5713 52	1	5713 42	1	5713 62	1	5713 82	1	5713 72	1	5713 92	1	5714 02
1	5713 53	1	5713 43	1	5713 63	1	5713 83	1	5713 73	1	5713 93	1	5714 03
1	5713 55	1	5713 45	1	5713 65	1	5713 85	1	5713 75	1	5713 95	1	5714 05
1	5713 54	1	5713 44	1	5713 64	1	5713 84	1	5713 74	1	5713 94	1	5714 04
1	5713 56	1	5713 46	1	5713 66	1	5713 86	1	5713 76	1	5713 96	1	5714 06
1	5713 58	1	5713 48	1	5713 68	1	5713 88	1	5713 78	1	5713 98	1	5714 08
-	-	-	-	-	-	-	-	-	-	-	-	-	-
-	-	-	-	-	-	-	-	-	-	-	-	-	-
1	5713 57	1	5713 47	1	5713 67	1	5713 87	1	5713 77	1	5713 97	1	5714 07
-	-	-	-	-	-	-	-	-	-	-	-	-	-
1	5713 59	1	5713 49	1	5713 69	1	5713 89	1	5713 79	1	5713 99	1	5714 09
-	-	-	-	-	-	-	-	-	-	-	-	-	-
1	5713 60	1	5713 50	1	5713 70	1	5713 90	1	5713 80	-	-	-	-
-	-	-	-	-	-	-	-	-	-	-	-	-	-
-	-	-	-	-	-	-	-	-	-	-	-	-	-
-	-	-	-	-	-	-	-	-	-	-	-	-	-
1	5716 30	1	5716 26	-	-	-	-	-	-	-	-	-	-
1	5716 32	1	5716 28	-	-	-	-	-	-	-	-	-	-
1	5716 33	1	5716 29	-	-	-	-	-	-	-	-	-	-
1	5716 31	1	5716 27	-	-	-	-	-	-	-	-	-	-