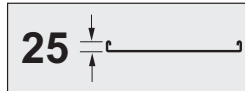



# Swifts® MRF medium duty return flange cable tray


fittings




90° flat bend  
MRFB 225 PG



Adjustable bend  
MRFAB 225 PG



Inside riser  
MRFIR 225 PG



Adjustable riser  
MRFAR 225 PG

Selection charts **p. 12-13**

Dimensions and technical information : lengths **p. 46** ; fixing options **p. 50** ; fittings **p. 51-63**

Design notes **p. 118**

Loading graphs **p. 46**



Pack	Cat. Nos.	Fittings (continued)
1	MRFB WF	All fittings have integral fishplates No couplers required <b>90° bends</b> For technical information, <b>p. 52-53</b>
1	MRFB WAF	<b>60°, 45° and 30° bends</b> For 50-300 mm wide, adjustable bends can also be used For technical information, <b>p. 52-53</b>
1	MRFAB WF	<b>Adjustable bends</b> 50-300 mm wide only For technical information, <b>p. 54-55</b>
1	MRFIR WF	<b>90° inside riser</b> For technical information, <b>p. 56</b>
1	MRFIR WAF	<b>60°, 45°, 30° inside riser</b> For technical information, <b>p. 56</b>
1	MRFOR WF	<b>90° outside riser</b> For technical information, <b>p. 56</b>
1	MRFOR WAF	<b>60°, 45°, 30° outside riser</b> For technical information, <b>p. 56</b>

Pack	Cat. Nos.	Fittings (continued)
1	MRFAR WF	<b>Adjustable risers (inside or outside)</b> For technical information, <b>p. 57</b>
1	MRFAXR WF	<b>Extra long adjustable risers (inside or outside)</b> For technical information, <b>p. 58</b>
1	MRFT WF	<b>Equal tees</b> For technical information, <b>p. 59</b>
1	MRFT W B F	<b>Unequal tees</b> For technical information, <b>p. 60-61</b>
1	MRFX WF	<b>4 way crosspieces</b> For technical information, <b>p. 62</b>
1	MFRF W K F	<b>Straight reducers</b> For technical information, <b>p. 63</b>



Additional gauges and finishes available to special order

Contact us on +44 (0) 370 608 9020



Key : selecting MRF medium duty fittings. Replace the letters shown in red with your choice from the following options :

- W** = Widths (mm) : 50, 75, 100, 150, 225, 300, 450, 600, 750, 900
- A** = Angle (°) : 60, 45 and 30 (90 does not need to be included in order code)
- B** = Branch width (mm) : 50, 75, 100, 150, 225, 300, 450, 600, 750
- F** = Finish : **G** (hot dip galvanised after manufacture), **D** (deep galvanised), **PG** (pre-galvanised steel), **ZM** (pre-galvanised zinc magnesium), **S** (stainless steel), **E** (powder coated black RAL 9005)
- K** = Narrowed width when using a reducer (mm) : 50, 75, 100, 150, 225, 300, 450, 600, 750