

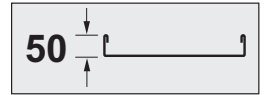


Swifts® SRF heavy duty return flange cable tray

lengths and couplers



Selection charts **p. 14-15**
 Dimensions and technical information : lengths **p. 64** ; coupler sets and fixing options **p. 65-68** ; fittings **p. 69-83**
 Design notes **p. 118**
 Loading graphs **p. 64**

Pack	Cat. Nos.	Straight lengths – 3 m	
		Width (mm)	Depth (mm)
1	SRFL 75 F	75	50
1	SRFL 100 F	100	50
1	SRFL 150 F	150	50
1	SRFL 225 F	225	50
1	SRFL 300 F	300	50
1	SRFL 450 F	450	50
1	SRFL 600 F	600	50
1	SRFL 750 F	750	50
1	SRFL 900 F	900	50

For technical information, **p. 64**

Pack	Cat. Nos.	Coupler sets
1	SRFC F	Use to join straight lengths Standard couplers Supplied in pairs For technical information, p. 65-68

Pack	Cat. Nos.	Fixing options
		All fixing options to be used with standard coupler sets shown opposite
		Quick bolt fasteners Pack of 100 M6 x 12 quick bolt fasteners with power tool nut driver Dacromet finish Stainless steel finish For technical information, p. 66
100	QBF	
100	QBFS	
10	SCLPG	Swiftclip Two Swiftclips required per SRFC Used to join straight lengths with SRFC coupler sets Can also be used to join lengths to fittings
10	SCLG	For use with PG tray up to and including 300 mm wide For use with G tray up to and including 300 mm wide For technical information, p. 65-66, 68
10	SGR	Swiftgrip For use with standard couplers Length to length connections only Reduces number of fixings required from four per side to one For use on all widths from 75 mm to 900 mm Two Swiftgrips required per SRFC For use with PG and G tray For technical information, p. 65-66

Additional gauges and finishes available to special order
 Contact us on +44 (0) 345 605 4333



Key : selecting SRF heavy duty lengths and couplers. Replace the letters shown in red with your choice from the following options :
F = Finish : **G** (hot dip galvanised after manufacture),
D (deep galvanised), **PG** (pre-galvanised steel),
S (stainless steel), **E** (powder coated black RAL 9005)