

# Swifts® SS light duty and MRF medium duty

## cable tray systems

| SS LIGHT DUTY |             |                                      |  |   |   |  |                                 |                                  |                                 |
|---------------|-------------|--------------------------------------|--|---|---|--|---------------------------------|----------------------------------|---------------------------------|
| SS LIGHT DUTY | TRAY        |                                      | COUPLERS   | FITTINGS  |   |  |                                 |                                  |                                 |
|               | Widths (mm) | Straight lengths (3 m)<br>F = finish | Coupler sets<br>F = finish<br><br>No separate couplers are needed, p. 16 | Universal bracket<br>F = finish<br><br>No universal brackets are available on SS light duty | 90° Flat bends <sup>1</sup><br>F = finish | Adjustable bends<br>F = finish<br><br>No adjustable bends are available on SS light duty | 90° Inside risers<br>F = finish | 90° Outside risers<br>F = finish | Adjustable risers<br>F = finish |
|               |             |                                      |  |   |   |  |                                 |                                  |                                 |
|               | 50          | SSL 50 F                             | –  | –   | SSB 50 F                                  | –  | SSIR 50 F                       | SSOR 50 F                        | SSAR 50 F                       |
|               | 75          | SSL 75 F                             | –  | –   | SSB 75 F                                  | –  | SSIR 75 F                       | SSOR 75 F                        | SSAR 75 F                       |
|               | 100         | SSL 100 F                            | –  | –   | SSB 100 F                                 | –  | SSIR 100 F                      | SSOR 100 F                       | SSAR 100 F                      |
|               | 150         | SSL 150 F                            | –  | –   | SSB 150 F                                 | –  | SSIR 150 F                      | SSOR 150 F                       | SSAR 150 F                      |
|               | 225         | SSL 225 F                            | –  | –   | SSB 225 F                                 | –  | SSIR 225 F                      | SSOR 225 F                       | SSAR 225 F                      |
|               | 300         | SSL 300 F                            | –  | –   | SSB 300 F                                 | –  | SSIR 300 F                      | SSOR 300 F                       | SSAR 300 F                      |

| MRF MEDIUM DUTY |             |                                      |                            |                                 |   |                                |  |   |  |
|-----------------|-------------|--------------------------------------|----------------------------|---------------------------------|---|--------------------------------|--|---|--|
| MRF MEDIUM DUTY | TRAY        |                                      | COUPLERS                   | FITTINGS                        |   |                                |  |   |  |
|                 | Widths (mm) | Straight lengths (3 m)<br>F = finish | Coupler sets<br>F = finish | Universal bracket<br>F = finish | 90° Flat bends <sup>1</sup><br>F = finish | Adjustable bends<br>F = finish | 90° inside risers <sup>1</sup><br>F = finish | 90° outside risers <sup>1</sup><br>F = finish | Adjustable risers <sup>2</sup><br>F = finish |
|                 |             |                                      |                            |                                 |   |                                |  |   |  |
|                 | 50          | MRFL 50 F                            | MRFC50 F                   | MRFUB F                         | MRFB 50 F                                 | MRFAB 50 F                     | MRFIR 50 F                                   | MRFOR 50 F                                    | MRFAR 50 F                                   |
|                 | 75          | MRFL 75 F                            | MRFC F                     | MRFUB F                         | MRFB 75 F                                 | MRFAB 75 F                     | MRFIR 75 F                                   | MRFOR 75 F                                    | MRFAR 75 F                                   |
|                 | 100         | MRFL 100 F                           | MRFC F                     | MRFUB F                         | MRFB 100 F                                | MRFAB 100 F                    | MRFIR 100 F                                  | MRFOR 100 F                                   | MRFAR 100 F                                  |
|                 | 150         | MRFL 150 F                           | MRFC F                     | MRFUB F                         | MRFB 150 F                                | MRFAB 150 F                    | MRFIR 150 F                                  | MRFOR 150 F                                   | MRFAR 150 F                                  |
|                 | 225         | MRFL 225 F                           | MRFC F                     | MRFUB F                         | MRFB 225 F                                | MRFAB 225 F                    | MRFIR 225 F                                  | MRFOR 225 F                                   | MRFAR 225 F                                  |
|                 | 300         | MRFL 300 F                           | MRFC F                     | MRFUB F                         | MRFB 300 F                                | MRFAB 300 F                    | MRFIR 300 F                                  | MRFOR 300 F                                   | MRFAR 300 F                                  |
|                 | 450         | MRFL 450 F                           | MRFC F                     | MRFUB F                         | MRFB 450 F                                | –                              | MRFIR 450 F                                  | MRFOR 450 F                                   | MRFAR 450 F                                  |
|                 | 600         | MRFL 600 F                           | MRFC F                     | MRFUB F                         | MRFB 600 F                                | –                              | MRFIR 600 F                                  | MRFOR 600 F                                   | MRFAR 600 F                                  |
|                 | 750         | MRFL 750 F                           | MRFC F                     | MRFUB F                         | MRFB 750 F                                | –                              | MRFIR 750 F                                  | MRFOR 750 F                                   | MRFAR 750 F                                  |
|                 | 900         | MRFL 900 F                           | MRFC F                     | MRFUB F                         | MRFB 900 F                                | –                              | MRFIR 900 F                                  | MRFOR 900 F                                   | MRFAR 900 F                                  |


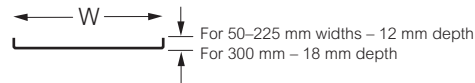
1 : 60°, 45° and 30° angles need to have angle included in order code, ie. MRFB 300 60 G  
 2 : Extra long adjustable risers also available. Code as adjustable riser and insert X. Example : MRFAXRWF (see p. 19)

| FITTINGS                 |  |                                 |  |
|--------------------------|--|---------------------------------|--|
| Equal tees<br>F = finish | Unequal tees<br>B = branch<br>F = finish       | 4 way crosspieces<br>F = finish | Straight reducers<br>K = reduced width<br>F = finish |
|                          | No unequal tees are available on SS light duty |                                 |  |
| SST 50 F                 | -  | SSX 50 F                        | -  |
| SST 75 F                 | -  | SSX 75 F                        | SSR 75 KF  |
| SST 100 F                | -  | SSX 100 F                       | SSR 100 KF   |
| SST 150 F                | -  | SSX 150 F                       | SSR 150 KF   |
| SST 225 F                | -  | SSX 225 F                       | SSR 225 KF   |
| SST 300 F                | -  | SSX 300 F                       | SSR 300 KF   |


### Key : selecting SS light duty fittings

Replace the letters shown in red with your choice from the following options :

- A = Angle (°) : 60, 45 and 30 (90 standard and does not need to be included in order code)
- F = Finish : G (hot dip galvanised after manufacture), PG (pre-galvanised steel), S (stainless steel)
- K = Narrowed width when using a reducer (mm) : 50, 75, 100, 150, 225



Adjustable riser. See p. 17




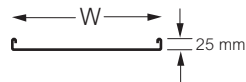
Flat bend. See p. 16

| FITTINGS                 |  |                                 |  |
|--------------------------|--|---------------------------------|--|
| Equal tees<br>F = finish | Unequal tees<br>B = branch<br>F = finish | 4 way crosspieces<br>F = finish | Straight reducers<br>K = reduced width<br>F = finish |
|                          |  |                                 |  |
| MRFT 50 F                | MRFUT 50 BF                              | MRFX 50 F                       | -  |
| MRFT 75 F                | MRFUT 75 BF                              | MRFX 75 F                       | MRFR 75 KF   |
| MRFT 100 F               | MRFUT 100 BF                             | MRFX 100 F                      | MRFR 100 KF  |
| MRFT 150 F               | MRFUT 150 BF                             | MRFX 150 F                      | MRFR 150 KF  |
| MRFT225 F                | MRFUT 225 BF                             | MRFX 225 F                      | MRFR 225 KF  |
| MRFT 300 F               | MRFUT 300 BF                             | MRFX 300 F                      | MRFR 300 KF  |
| MRFT 450 F               | MRFUT 450 BF                             | MRFX 450 F                      | MRFR 450 KF  |
| MRFT 600 F               | MRFUT 600 BF                             | MRFX 600 F                      | MRFR 600 KF  |
| MRFT 750 F               | MRFUT 750 BF                             | MRFX 750 F                      | MRFR 750 KF  |
| MRFT 900 F               | MRFUT 900 BF                             | MRFX 900 F                      | MRFR 900 KF  |


### Key : selecting MRF medium duty fittings

Replace the letters shown in red with your choice from the following options :

- A = Angle (°) : 60, 45 and 30 (90 standard and does not need to be included in order code)
- B = Branch width (mm) : 50, 75, 100, 150, 225, 300, 450, 600, 750
- F = Finish : G (hot dip galvanised after manufacture), D (deep galvanised steel), PG (pre-galvanised steel), S (stainless steel), E (powder coated black RAL 9005)
- K = Narrowed width when using a reducer (mm) : 50, 75, 100, 150, 225, 300, 450, 600, 750



Inside riser. See p. 19



Flat bend. See p. 19