

## auxiliaries for MCBs DX<sup>3</sup> and accessories



4062 58






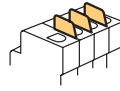
4062 66



Dimensions **p. 12**

Technical information **p. 7-8**

Pack	Cat. Nos.	Auxiliaries for MCBs	Number of modules
		Clip on the left hand side of the MCB (maximum 3) Allow insertion of the supply busbar at the top Auxiliaries common to DX <sup>3</sup> MCBs, RCDs and RCBOs	
		<b>Signalling auxiliaries</b>	
1	4062 58	Auxiliary changeover switch, 6 A - 250 V $\sim$ Indicates the position of the contacts	0.5
1	4062 60	Fault signalling changeover switch, 6 A - 250 V $\sim$ Indicates tripping of the MCB at a fault	0.5
1	4062 62	Auxiliary changeover switch, 6 A - 250 V which can be modified to a fault signalling switch	0.5
1	4062 66	Auxiliary changeover switch, 6 A - 250 V + fault signalling switch, can be modified to 2 auxiliary changeover switches	1

Pack	Cat. Nos.	Accessories	
		<b>Padlocking</b>	
2	4063 03	Support for one $\varnothing$ 5 mm padlock for DX <sup>3</sup> MCBs and RCDs or isolating switches	
3	4063 13	$\varnothing$ 5 mm shackle type padlock	
		<b>Sealable screw cover - 4 separable poles</b>	
2	4063 04	For DX <sup>3</sup> MCBs, 1 module per pole	
		<b>Insulating shields</b>	
1	4063 05	For DX <sup>3</sup> MCBs, 1 module per pole Pole insulating shield (set of 6)	
		<b>Spacing element</b>	
10	4063 07	For heat reduction – 0.5 module	