





























## access floor service outlet and slab mounted floor boxes










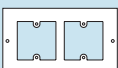
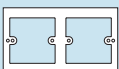
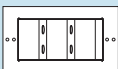

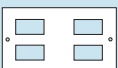
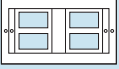
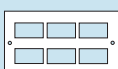
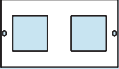

### empty boxes and accessory plates

		2 compartment		3 compartment		4 compartment	
To configure boxes as required, select : 1. Box depth 2. Number of compartments required 3. Desired accessory plates							
Empty boxes	Example	100 mm width plates		100 mm width plates		75 mm width plates	
Single base – 75 mm depth		CR2001		CR011		CR4001	
Single base – 85 mm depth (standard box)		CR2002		CR012		CR4002	
Single base – 110 mm depth		CR2003		CR013		CR4003	
Separate compartment base – 75 mm depth		CR2004		CR014		CR4004	
Separate compartment base – 85 mm depth		CR2005		CR015		CR4005	
Separate compartment base – 110 mm depth		CR2006		CR016		CR4006	
Slab boxes		1 compartment	2 compartment	3 compartment	4 compartment		
Fix directly onto floor slab (supplied empty)		CR5102	CR5202	CR5302	CR5402		

			2 compartment	3 compartment	4 compartment
	To configure boxes as required, select : 1. Box depth 2. Number of compartments required 3. Desired accessory plates				
	Accessory plates		For 1, 2 and 3 compartment boxes		For 4 compartment boxes
	Blank plate		CR020		CR4100
	2 gang switched socket outlet		CR022		CR4101
	2 gang switched socket outlet, low noise / clean earth		CR023		CR4102
	2 gang non-standard switched socket outlet		CR027		CR4103
	2 gang unswitched socket outlet		CR029		CR4104
	3 gang unswitched socket outlet		CR030		CR4195
	3 gang unswitched socket outlet, low noise / clean earth		CR044		CR4118
	2 gang unswitched RCD 30 mA socket outlet passive		CR036		CR4111
	2 gang unswitched RCD 30 mA socket outlet, low noise / clean earth		CR043		CR4117
	2 gang switched RCD 30 mA socket outlet passive		CR047		CR4128
	2 gang switched RCD 30 mA socket outlet low noise / clean earth		CR048		CR4129
	Punched plate for 2 x 1 gang accessories (60.3 mm fixing centres)		CR026		-
	Punched plate for 2 gang accessories (120.6 mm fixing centres)		CR028		-
	Angled punched plate for 4 x RJ45 sockets (37 mm x 22 mm cut-outs)		CR042		CR4115
	2 x LJ2 accessory plate (50 mm fixing centres)		CR031		CR4106
	4 x BNC connector plate		CR033		CR4108
	4 x Data / telecoms plate (37 mm x 22 mm cut-outs)		CR024		CR4112
	6 x Data / telecoms plate (37 mm x 22 mm cut-outs)		CR025		CR4113
	Punched plate for 2 x 50 mm x 50 mm Euro Module		CR035		-
	Punched plate for 3 x 45 mm x 45 mm Arteor modules		CR070		CR4200











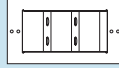

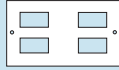
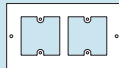
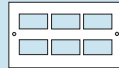
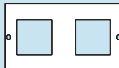

## access floor pre-wired service outlet boxes

### and accessory plates

Pre-wired service outlet boxes with Electrak tap-offs						
1. Select powertrack tap-off and desired configuration						
2. Select additional accessory plates (if required)						
3 compartment		Includes 1 x twin switched socket outlet	Includes 2 x twin switched socket outlet	Includes 1 x 2 gang RCD 30 mA socket outlet / switched socket outlet	Includes 2 x 2 gang RCD 30 mA socket outlet / switched socket outlet	
	<b>Electrak 24 - standard tap-off</b>					
		DP1332 - 3 m	CR100	CR102	CR100R / CR100RS	CR102R / CR100RS
		DP1532 - 5 m	CR101	CR103	CR101R / CR100RS	CR103R / CR100RS
	<b>Electrak 25 - low noise / clean earth tap-off</b>					
		JP2332 - 3 m	CR110	CR112	CR110R / CR100RS	CR112R / CR100RS
		JP2532 - 5 m	CR111	CR113	CR111R / CR100RS	CR113R / CR100RS
	<b>Electrak 28 - auxiliary earth tap-off</b>					
		YP5332 - 3 m	CR104	CR106	CR104R	CR106R
		YP5532 - 5 m	CR105	CR107	CR105R	CR107R
	<b>Additional plates for 3 compartment boxes</b>					
Blank plate		CR020	2 x LJ2 accessory plate (50 mm fixing centres)		CR031	
Punched plate for 2 x 1 gang accessories (60.3 mm fixing centres)		CR026	4 x BNC connector plate		CR033	
Punched plate for 2 gang accessories (120.6 mm fixing centres)		CR028	4 x Data / telecoms plate (37 mm x 22 mm cut-outs)		CR024	
Angled punched plate for 4 x RJ45 sockets (37 mm x 22 mm cut-outs)		CR042	6 x Data / telecoms plate (37 mm x 22 mm cut-outs)		CR025	
100 mm plate for 2 x 50 mm x 50 mm Euro Module		CR035				
100 mm plate for 3 x 45 mm x 45 mm Arteor modules		CR070				

Pre-wired floor boxes can be supplied with RCD 30 mA rather than standard sockets. Add an **R** to the end of the part numbers for a RCD 30 mA version or an **RS** for a RCD 30 mA switched socket version.  
TSSO = twin switched socket outlet  
For example CR100**R** is a 3 compartment floor box with a twin RCD socket and a DP1332 tap-off

NOTE : Please consult us for different plate options on +44 (0) 370 608 9020  
Product drawings are only illustrative.

4 compartment			Includes 1 x twin switched socket outlet	Includes 2 x twin switched socket outlet	Includes 1 x 2 gang RCD 30 mA socket outlet	Includes 2 x 2 gang RCD 30 mA socket outlet	Modular RCD 30 mA protecting 2 x twin switched socket outlets and 1 spare compartment
	<b>Electrak 24 - standard tap-off</b>						
		DP1332 - 3 m	CR120	CR122	CR120R	CR122R	CR4402
		DP1532 - 5 m	CR121	CR123	CR121R	CR123R	CR4403
	<b>Electrak 25 - low noise / clean earth tap-off</b>						
		JP2332 - 3 m	CR130	CR132	CR130R	CR132R	CR4412
		JP2532 - 5 m	CR131	CR133	CR131R	CR133R	CR4413
	<b>Electrak 28 - auxiliary earth tap-off</b>						
		YP5332 - 3 m	CR124	CR126	CR124R	CR126R	CR4406
		YP5532 - 5 m	CR125	CR127	CR125R	CR127R	CR4407
	<b>Additional plates for 4 compartment boxes</b>						
Blank plate		CR4100	4 x BNC connector plate			CR4108	
Angled punched plate for 4 x RJ45 sockets (37 mm x 22 mm cut-outs)		CR4115	4 x Data / telecoms plate (37 mm x 22 mm cut-outs)			CR4112	
2 x LJ2 accessory plate (50 mm fixing centres)		CR4106	6 x Data / telecoms plate (37 mm x 22 mm cut-outs)			CR4113	
75 mm plate for 2 x 50 mm x 50 mm Euro Module		CR4110					
75 mm plate for 3 x 45 mm x 45 mm Arteor modules		CR4200					

NOTE : Please consult us for different plate options on +44 (0) 370 608 9020. Product drawings are only illustrative.