


FIXATIONS DIVERSES

POSE SUR PROFIL MÉTALLIQUE

→ PATTES D'ANCRAGE - CALE DE FIXATION - ÉTRIERS



PA23-patte d'ancrage
Livrées avec 1 vis
VHM 10 x 40
et 1 écrou HM10

350 580



CFU - cale de fixation
Fixation par 2 vis VHM 12x50
+ écrous HU M12
Fourni sans visserie

559 063



ET - Étrier
Fourni sans vis (HM8)

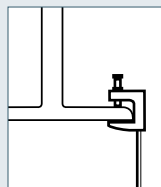
559 033

	Charge (daN)	Emb.	EZ	GC	316L
--	--------------	------	----	----	------

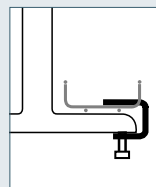
STFIPN/PA23	900	10 P	350 580	-	-
CFU	850	20 P	-	559 063	559 064
ET20	16	10 P	-	559 033	-
ET30	35	10 P	-	559 043	-

MONTAGE

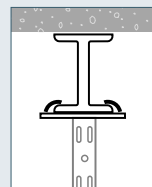
PA23



ET



CFU

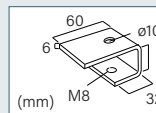


DIMENSIONS

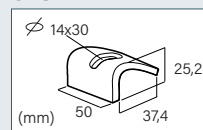
PA23



ET20
ET30



CFU



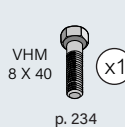
FIXATION

PA23



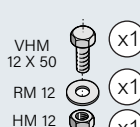
p. 234

ET



p. 234

CFU



p. 234