




# FIXATION PLAFOND

## PENDARDS LOURDS GAMME 41

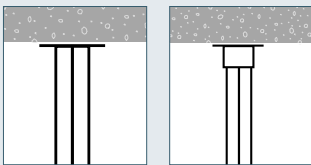


### → P41D - C41D - R41D

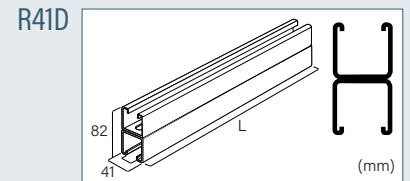
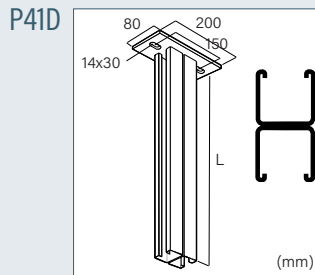


	L mm	H mm	daN.m	Emb.	GS	GC	304L	316L
P41D 800	800	-	150	1 P	-	596 113	-	-
P41D 1000	1000	-	150	1 P	-	596 123	-	-
P41D 1500	1500	-	150	1 P	-	596 133	-	-
P41D 2000	2000	-	150	1 P	-	596 143	-	-
P41D 3000	3000	-	150	1 P	-	596 153	-	-
			daN	Emb	GS	GC	304L	316L
C41D 500	500	-	450	4 P	-	596 053	-	-
C41D 600	600	-	400	4 P	-	596 063	-	-
R41D3000 E20	3000	2	-	3 M	-	-	341 748	341 744
R41D3000 E25	3000	2,5	-	3 M	342 010	342 013	-	-
R41D6000 E25	6000	2,5	-	6 M	342 030	342 033	-	342 034
R41DP3000 E25	3000	2,5	-	3 M	343 770	343 773	-	-
			daN.m	Emb	GS	GC	304L	
PFN41D	-	-	150	5 P	596 220	596 223	-	596 224
PF41D	-	-	100	10 P	-	596 203	-	-

### MONTAGE

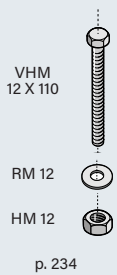


### DIMENSIONS

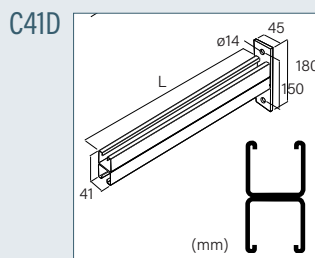
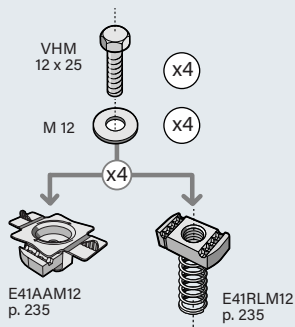


### FIXATION

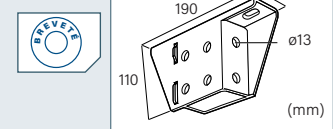
#### PFN41D



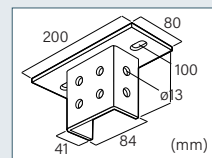
#### PF41D



#### PFN41D



#### PF41D



Vis : - 1 point de fixation jusqu'à la largeur 200 mm incluse  
 - 2 points de fixation à partir de la largeur 300 mm  
 FS41 : 1 FS41 pour la largeur 50, 2 FS41 à partir de la largeur 100

Visserie  
 p. 234-235