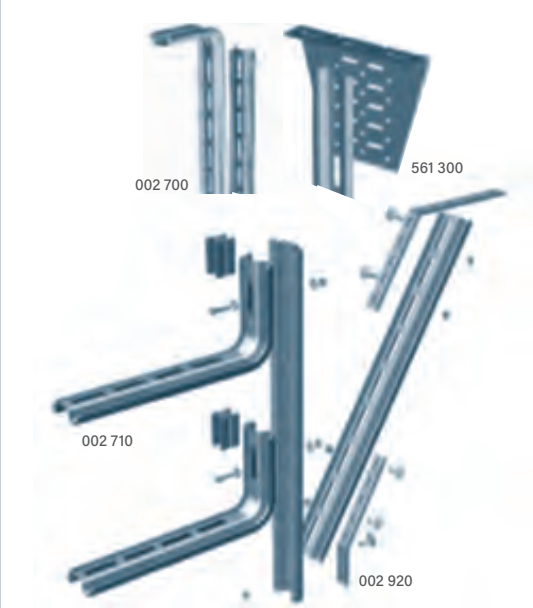




# FIXATION PLAFOND

## PENDARDS LÉGERS

### → RCS - PS

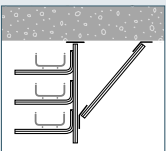


CF 30 à CF 54  
 50 -> 300 mm

|          | L<br>mm | ↓<br>daN | Emb. | GS             | GC             | Emb. | 304L    | 316L    |
|----------|---------|----------|------|----------------|----------------|------|---------|---------|
| RCS 1000 | 1000    | -        | 1 P  | 002 920        | -              | 1 P  | -       | -       |
| RCS 2000 | 2000    | -        | 1 P  | 002 930        | -              | 1 P  | -       | 002 934 |
| RCS 3000 | 3000    | -        | 1 P  | <b>002 940</b> | 002 943        | 1 P  | -       | -       |
| CS 100   | 170     | 72       | 5 P  | <b>002 700</b> | <b>002 703</b> | 40 P | -       | 002 704 |
| CS 200   | 245     | 67       | 5 P  | <b>002 710</b> | <b>002 713</b> | 20 P | -       | 002 714 |
| CS 300   | 345     | 70       | 5 P  | <b>002 720</b> | <b>002 723</b> | 20 P | -       | 002 724 |
| ED 275   | 275     | -        | 50 P | 558 221        | <b>558 223</b> | 50 P | 558 228 | 558 224 |
| SPST     | -       | -        | 10 P | 561 300        | 561 303        | -    | -       | -       |
| SF       | -       | -        | 8 P  | 522 306        | 522 307        | -    | -       | -       |

|        |     | ↻<br>daN.m |      |                |         |      |   |         |
|--------|-----|------------|------|----------------|---------|------|---|---------|
| PS 400 | 445 | 13         | 5 P  | <b>002 730</b> | 002 733 | 20 P | - | 002 734 |
| PS 500 | 545 | 13         | 10 P | <b>002 740</b> | 002 743 | -    | - | -       |
| PS 600 | 645 | 13         | 10 P | <b>002 750</b> | 002 753 | -    | - | -       |

### MONTAGE



### FIXATION



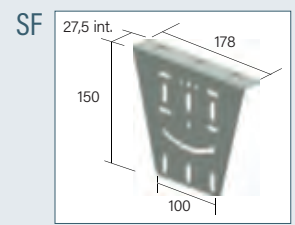
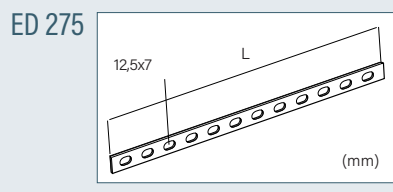
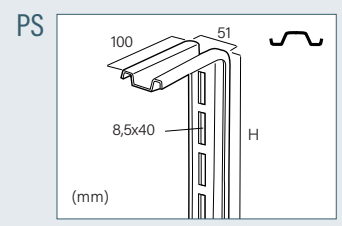
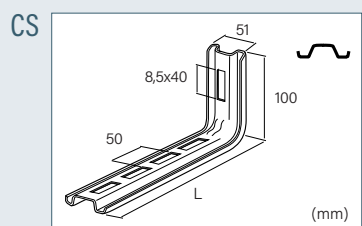
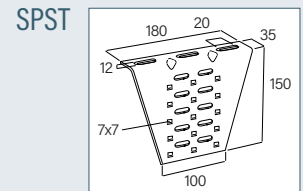
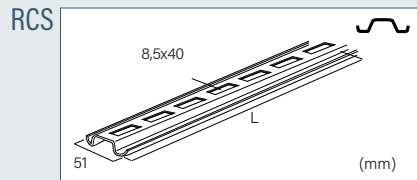
BTRCC 6 X 20  
 x2  
 p. 234



BTRCC 6 X 20  
 x5  
 ED 275  
 x2  
 p. 234

VHM 8 X 20  
 x1  
 RM 8  
 x2  
 HM 8  
 x1  
 p. 234

### DIMENSIONS



Vis : - 1 point de fixation jusqu'à la largeur 200 mm incluse  
 - 2 points de fixation à partir de la largeur 300 mm

Consoles CS  
 p. 194

