


applicators for Starfix® crimping tools



0376 47



Example of single/double ferrules fitted on cables



Example of different cables and ferrules



Example of use with Viking 3 terminals

Technical information **opposite**

Pack	Cat. Nos.	Starfix applicators
		For Starfix crimping tools
		For dispensing strips of ferrules in Starfix crimping tools Cat. Nos. 0376 08/09/10/97
		For ferrules cross section (mm ²)
10	0376 46	0.25 and 0.34
10	0376 47	0.5 to 2.5
10	0376 48	4 and 6
		Colour
		yellow
		red
		orange

For Starfix crimping tools
For dispensing strips of ferrules in Starfix crimping tools Cat. Nos. 0376 08/09/10/97

For ferrules cross section (mm²)

10 0376 46
10 0376 47
10 0376 48

0.25 and 0.34
0.5 to 2.5
4 and 6

Colour
yellow
red
orange

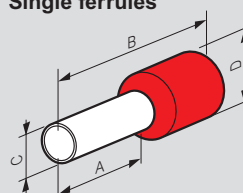
Starfix® ferrules, crimping tools and applicators

Correspondence table

Cross section (mm ²)			
	Single ferrule	Large capacity ferrule - refills	Starfix applicator
0.5	0376 61	0376 41	0376 47
0.75	0376 62	0376 42	0376 47
1.0	0376 63	0376 43	0376 47
1.5	0376 64	0376 44	0376 47
2.5	0376 66	0376 45	0376 47

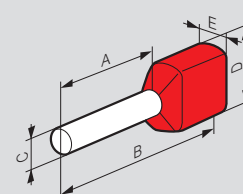
Dimensions (mm)

Single ferrules



Cat. Nos.	Cross section (mm ²)	A	B	C	D
0376 50	0.25	8	14.5	1.1	3
0376 60	0.34	8	14.5	1.1	3
0376 61	0.5	8	14.5	1.5	3.4
0376 62	0.75	8	14.5	1.5	3.4
0376 63	1.0	8	14.5	1.7	3.6
0376 64	1.5	8	14.5	2	4.1
0376 66	2.5	8	14.5	2.6	4.8
0376 67	4	12	21	3.2	5.7
0376 68	6	12	23	3.9	7.2
0376 69	10	12	21	4.9	8.1
0376 70	16	18	29	6.3	9.8
0376 71	25	18	31	7.9	12

Double ferrules



Cat. Nos.	Cross section (mm ²)	A	B	C	D	E
0376 87	2 x 0.75	8	15	2.1	6	3.3
0376 88	2 x 1.0	8	15	2.35	6	4
0376 89	2 x 1.5	8	16	2.6	7.2	4.2
0376 90	2 x 2.5	10	18.5	3.3	8.4	4.8

Starfix crimping tool usage example



1 Fit the applicator



2 Adjust



The handle gives an excellent grip



3 Insert the cable



4 Crimp