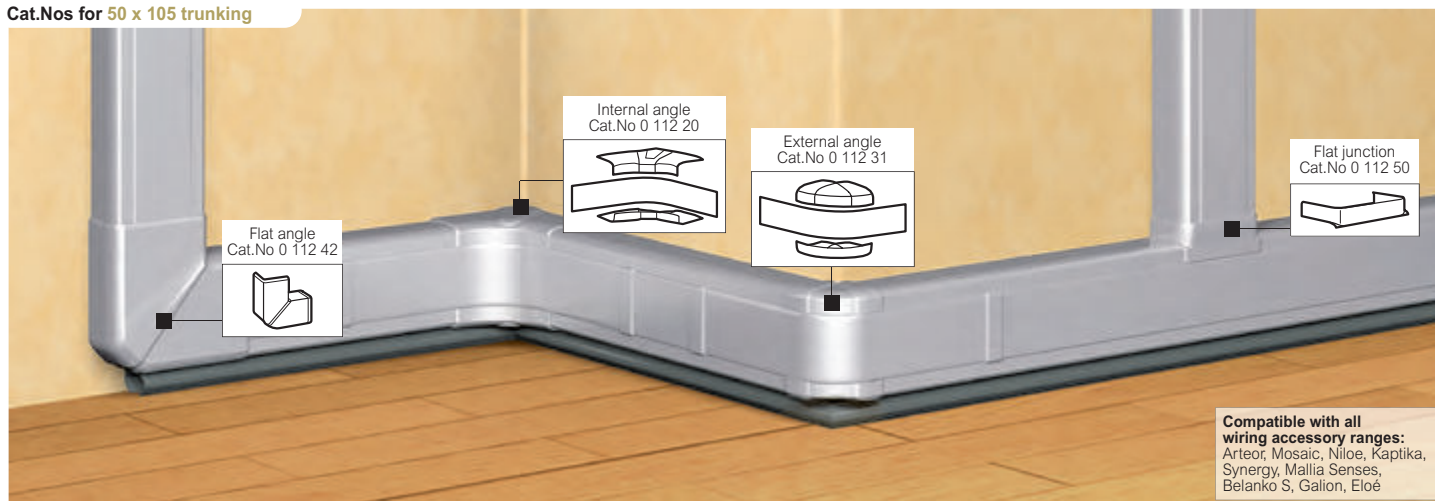


Aluminium universal DLP trunking system

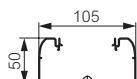
50 x 105 / 65 x 105

Cat.Nos for 50 x 105 trunking

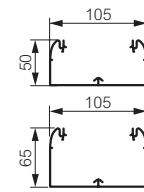


Selection chart p. 1091
 Technical characteristics p. 1095

Pack	Cat.Nos	Body
8 ¹	50 x 105 0 111 14	Supplied without cover Length 2 m Cover 65 mm width
		Cover and partition
16 ¹	0 111 10	Full rigid cover 65 mm width
24 ¹	0 111 08	Separation partition
		Finishing accessories
20	50 x 105 0 111 15	End cap
10	0 112 42	Flat angle
1	0 112 31	External angle
1	0 112 20	Internal angle
5	0 112 50	Flat junction
20	0 111 91	Body joint
10	0 111 62	Cover joint for 65 mm cover



Pack	Cat.Nos	Bodies
8 ¹	50 x 105 65 x 105 0 111 00 0 111 01	Supplied without cover length 2 m Cover 85 mm width
		Cover and partition
16 ¹	0 111 11	Full rigid cover 85 mm width
24 ¹	50 x 105 65 x 105 0 111 08 0 111 09	Separation partition
		Finishing accessories
20 10	50 x 105 65 x 105 0 111 58 0 111 59	End cap
10	0 112 43 0 112 44	Flat angle
1	0 112 32 0 112 33	External angle
1	0 112 21 0 112 22	Internal angle
5	0 112 52 0 112 54	Flat junction For 50 x 105 trunking, cover width 65 mm
5	0 112 51 0 112 53	Flat junction For 50 x 105 trunking, cover width 85 mm
20	0 111 66	Body joint attached with adhesive (fit at the end of installation)
20	0 111 92	For aligning bases during installation
10	0 111 63	Cover joint for 85 mm cover



1: Number of metres in pack