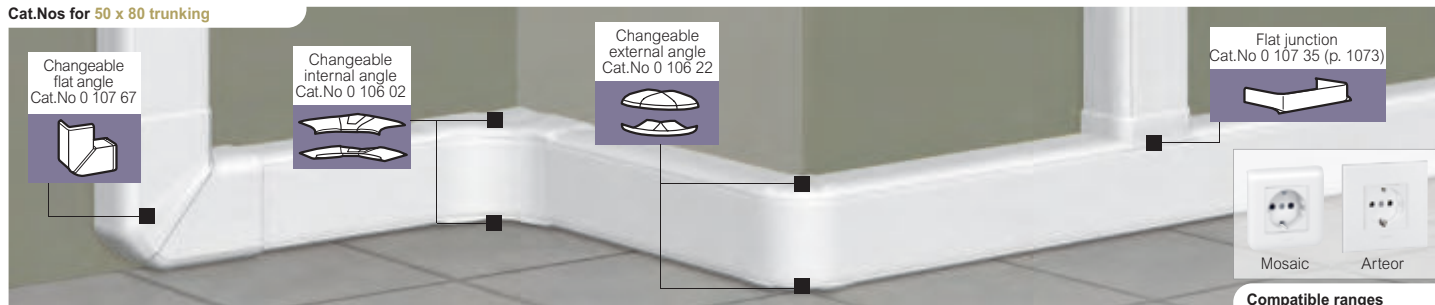



# Flexible cover universal DLP trunking 50 x 80 and 50 x 105 - 65 mm cover

White  
length: 2 m

## Cat.Nos for 50 x 80 trunking

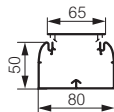


## Cat.Nos for 50 x 105 trunking



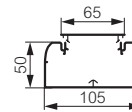
Selection chart p. 1068-1069  
Wiring capacity chart p. 1074-1075

Pack	Cat.Nos	Flexible cover universal trunking 50 x 80
20 <sup>1</sup>	0 104 62	<b>Trunking without partition</b> Supplied with: - one 50 x 80 mm body - one flexible 65 mm width cover Fits onto the whole trunking including in internal and external angles Installation: can be used with Mosaic/Arteor ranges or DIN rail equipment Length 2 m
24 <sup>1</sup>	0 105 82	<b>Partition</b> Separation partition Length 2 m
20	0 106 91	<b>Joints</b> Body joint For aligning bases during installation
20	0 106 92	Body joint, attached with adhesive (fit at the end of installation)
10	0 108 01	Cover joint for 65 mm cover



Pack	Cat.Nos	Angles for flexible cover universal trunking 50 x 80
10	0 106 02	<b>Internal and external bends</b> Include the 2 components for the top and bottom of the trunking on which the flexible cover is fitted Changeable internal bend, from 85° to 95° for 50 x 80/50 x 105/50 x 150 and 50 x 195 mm trunkings
10	0 106 22	Changeable external bend, from 60° to 120° for 50 x 80/50 x 105/50 x 150 and 50 x 195 mm trunkings
10	0 107 67	<b>Flat angle</b> 90° flat angle
10	0 107 22	<b>End cap for flexible cover universal trunking 50 x 80</b> Left or right end cap

Pack	Cat.Nos	Flexible cover universal trunking 50 x 105
12 <sup>1</sup>	0 104 24	<b>Trunking without partition</b> Supplied with: - one 50 x 105 mm body - one flexible 65 mm width cover Fits onto the whole trunking including in internal and external angles Installation: can be used with Mosaic/Arteor ranges or DIN rail equipment Length 2 m
24 <sup>1</sup>	0 105 82	<b>Partition</b> Separation partition Length 2 m
20	0 106 96	<b>Joints</b> Body joint For aligning bases during installation
10	0 108 01	Cover joint for 65 mm cover



Pack	Cat.Nos	Angles for flexible cover universal trunking 50 x 105
10	0 106 05	<b>Internal and external bends</b> Include the 2 components for the top and bottom of the trunking on which the flexible cover is fitted Changeable internal bend, from 85° to 95° for 50 x 105 mm trunkings
10	0 106 19	Changeable external bend, from 60° to 120° for 50 x 105 mm trunkings
10	0 107 86	<b>Flat angle</b> 90° flat angle
20	0 107 00	<b>End cap</b> Left or right end cap
20	0 107 00	<b>End cap for flexible cover universal trunking 50 x 105</b> Left or right end cap

1: Number of metres in pack