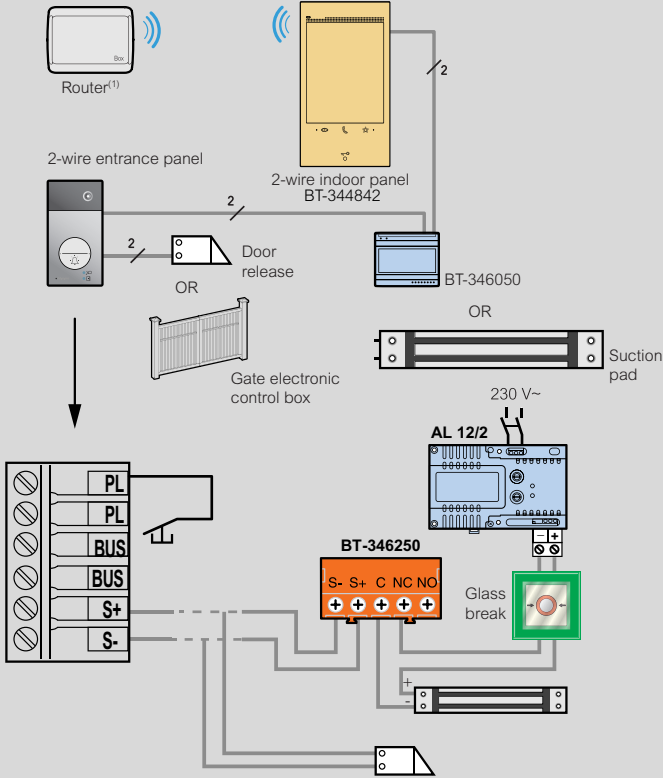


Audio-video door entry kits

ready to install

Installation diagram for a connected or non-connected audio-video kit with built-in access control

Cat.No BT-363915



Installation diagram for a standard audio-video kit

Cat.No BT-364612

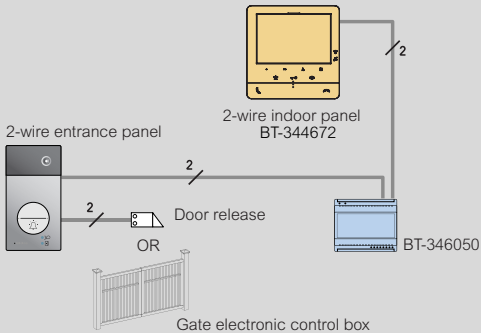


Diagram with opening of a gate or door⁽³⁾⁽⁴⁾ + door contact

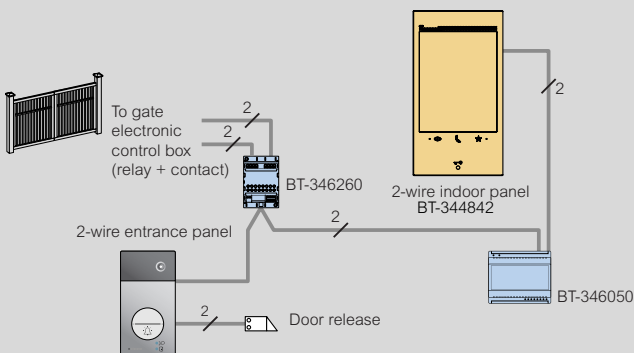


Diagram with additional Linea 3000 entrance panels⁽²⁾⁽⁴⁾

Cat.No BT-343091

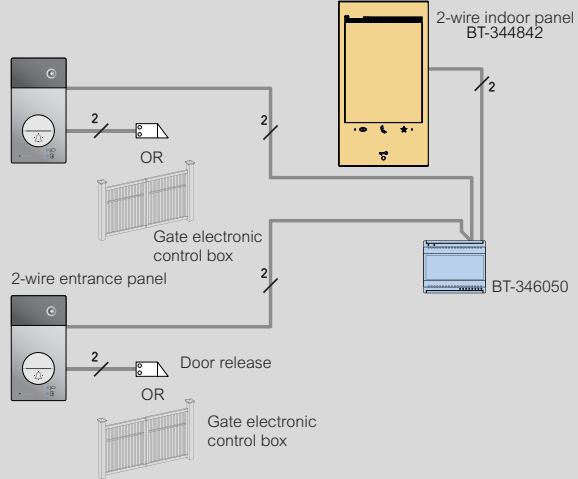
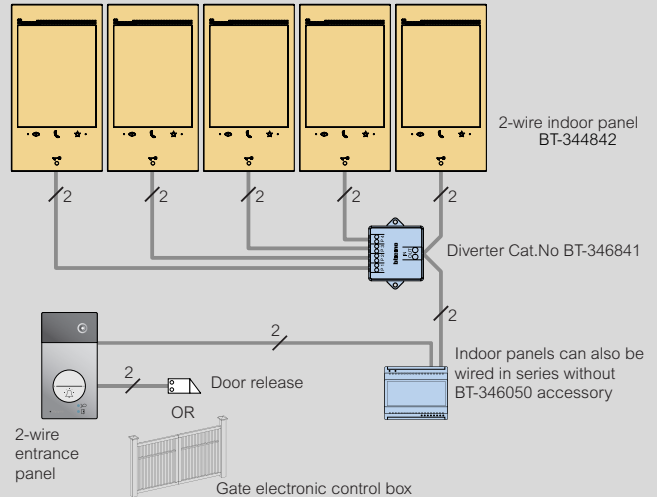


Diagram with additional indoor panels⁽²⁾⁽⁴⁾

Cat.No BT-344842



1: Only for connected kit
 2: Installation with an opening control
 The kits can control an undervoltage door release, 12 V= 400 mA
 Rather than a release, a gate electronic control box can be used for control and a volt-free contact relay Cat.No 346250 is supplied in the kits
 3: Installation with two opening controls
 The kits can control a number of opening systems (eg: gate + door) by adding a volt-free contact relay Cat.No 346260
 4: Coding kit
 For any installation with extensions (entrance panels, indoor panels, cameras, relays, etc) it is essential to obtain the coding kit Cat.No 306065