

# Mallia™ Senses

single pole switches (continued)



# Mallia™ Senses

double pole switches



2 810 53MW



2 810 55MB

Conform to BS EN 60669-1  
Compact mechanism for greater wiring space  
Dimensions: 86 x 86 mm  
Supplied with 2 screws M 3.5 for BS boxes. Supplied as complete product with protective film










2 810 61BA



2 810 65CH

Conform to BS EN 60669-1  
Compact mechanism for greater wiring space  
Dimensions: 86 x 86 mm  
Supplied with 2 screws M 3.5 for BS boxes. Supplied as complete product with protective film

Pack	Cat.Nos	Single pole switches 20 AX - 250 V~ (continued)
5	2 810 52BA	<b>2-gang 1-way switch</b>  <ul style="list-style-type: none"> <li>● Brushed Aluminium</li> <li>● Brushed Black</li> <li>● Champagne</li> <li>● Dark Bronze</li> <li>● Dark Silver</li> <li>● Matt Black</li> <li>○ Matt White</li> </ul>
5	2 810 52BB	
5	2 810 52CH	
5	2 810 52DB	
5	2 810 52DS	
10	2 810 52MB	
5	2 810 52MW	
5	2 810 53BA	<b>2-gang 2-way switch</b>  <ul style="list-style-type: none"> <li>● Brushed Aluminium</li> <li>● Brushed Black</li> <li>● Champagne</li> <li>● Dark Bronze</li> <li>● Dark Silver</li> <li>● Matt Black</li> <li>○ Matt White</li> </ul>
5	2 810 53BB	
5	2 810 53CH	
5	2 810 53DB	
5	2 810 53DS	
10	2 810 53MB	
5	2 810 53MW	
5	2 810 54BA	<b>3-gang 1-way switch</b> For 4 lugs boxes, fold the top and bottom lugs  <ul style="list-style-type: none"> <li>● Brushed Aluminium</li> <li>● Brushed Black</li> <li>● Champagne</li> <li>● Dark Bronze</li> <li>● Dark Silver</li> <li>● Matt Black</li> <li>○ Matt White</li> </ul>
5	2 810 54BB	
5	2 810 54CH	
5	2 810 54DB	
5	2 810 54DS	
10	2 810 54MB	
5	2 810 54MW	
5	2 810 55BA	<b>3-gang 2-way switch</b> For 4 lugs boxes, fold the top and bottom lugs  <ul style="list-style-type: none"> <li>● Brushed Aluminium</li> <li>● Brushed Black</li> <li>● Champagne</li> <li>● Dark Bronze</li> <li>● Dark Silver</li> <li>● Matt Black</li> <li>○ Matt White</li> </ul>
5	2 810 55BB	
5	2 810 55CH	
5	2 810 55DB	
5	2 810 55DS	
10	2 810 55MB	
5	2 810 55MW	

Pack	Cat.Nos	Double pole switches 20 AX - 250 V~
		Equipped with earth link connector
5	2 810 60BA	<b>1-gang 1-way switch</b>  <ul style="list-style-type: none"> <li>● Brushed Aluminium</li> <li>● Brushed Black</li> <li>● Champagne</li> <li>● Dark Bronze</li> <li>● Dark Silver</li> <li>● Matt Black</li> <li>○ Matt White</li> </ul>
5	2 810 60BB	
5	2 810 60CH	
5	2 810 60DB	
5	2 810 60DS	
10	2 810 60MB	
5	2 810 60MW	
5	2 810 61BA	<b>1-gang 1-way switch with red LED power indicator</b>  <ul style="list-style-type: none"> <li>● Brushed Aluminium</li> <li>● Brushed Black</li> <li>● Champagne</li> <li>● Dark Bronze</li> <li>● Dark Silver</li> <li>● Matt Black</li> <li>○ Matt White</li> </ul>
5	2 810 61BB	
5	2 810 61CH	
5	2 810 61DB	
5	2 810 61DS	
10	2 810 61MB	
5	2 810 61MW	
5	2 810 65BA	<b>2-gang 1-way switch with red LED power indicator</b>  <ul style="list-style-type: none"> <li>● Brushed Aluminium</li> <li>● Brushed Black</li> <li>● Champagne</li> <li>● Dark Bronze</li> <li>● Dark Silver</li> <li>● Matt Black</li> <li>○ Matt White</li> </ul>
5	2 810 65BB	
5	2 810 65CH	
5	2 810 65DB	
5	2 810 65DS	
10	2 810 65MB	
5	2 810 65MW	