

Hotel equipment - user interfaces

UX for Upscale Hotel



0 487 77



0 487 74







0 487 72




0 487 73

Touch devices for an intuitive and easy use of different rooms functions
 These devices have to be associated with room controllers IP/Bacnet Cat.No 0 484 08/12 or IP scenario module Cat.No BT-MH201
 Possibility to customize touch control using configurator on Legrand website: icon, color, hotel logo, mounting support, etc
 Connection to a 27 V BUS power

Pack	Cat.Nos	Scenario controllers
1	0 487 77	To be equipped with support frame Cat.No 0 487 79 (p. 654) 2-scene and DO NOT DISTURB – MAKE UP ROOM activation 4 gang touch plate wake up, sleep, DO NOT DISTURB – MAKE UP ROOM ● Black 
1	0 487 74	6-scene activation 6 gang touch plate wake up, sleep, TV, Master OFF, Open/close curtains ● Black 

Pack	Cat.Nos	Bedside panel BUS/SCS
1	0 487 72	Temperature control, DO NOT DISTURB activation and 5 scenes controls (Master OFF, wake up, sleep, TV, reading) To be equipped with support frame Cat.No 0 487 79 (p. 654) ● Black 
1	0 487 73	Display thermostat ● Black Features a temperature and humidity probe and an input for connecting a contact line (i.e. window contact) Can be used to manage different types of systems, and to adjust the fan speed when fan coils are used Possibility of automatic operation (summer/winter), with compatible systems To be equipped with support frame Cat.No 0 487 79 (p. 654) 

 Product customisation possible using software available on www.uxforupscalehotel.legrand.com

