

Arteor™ with Netatmo - British standard connected mobile socket outlet, connected cable outlet

Step 2: Connected products



Home + Control





0 648 89



0 648 79

Used to complete your connected installation, require prior installation of a gateway pack for connected installation
Zigbee Certified Product

Pack	Cat.Nos	Connected mobile socket outlet
1	0 648 89	<p>Conform to IEC 60884-2-5 and IEC 60669-2-5 To be plugged directly into an existing socket outlet For control of lights, electrical appliances and large household appliances Can be controlled by one or several connected wireless light switches - ON/OFF indicator LED function Connected mobile socket outlets allow to - remotely control electrical appliances - measure instantaneous power - monitor daily and monthly consumption - send notifications in case of abnormal use (overconsumption etc.) Indicator LED function can be activated from the Home + Control App. 13 A British standard connected mobile socket outlet - 3000 W ● Magnesium</p> 
Pack	Cat.Nos	Connected cable outlet
1	0 648 79	<p>Conform to IEC 60669-2-1 Enables remote control of electrical devices Wiring compatible with pilot wire Can be controlled by one or several connected wireless light switches 3000 W max. (protected against overloads) Functions: - ON/OFF, pilot wire management - instantaneous power measurement and daily/monthly consumption monitoring with configurable sending of notifications (defect, consumption, etc.) Supplied with mounting support, cover plate and worksite protection Multi-gang fixing not possible</p> 
1	0 648 83	
1	0 648 82	
1	0 648 98	

- White
- Magnesium
- Champagne
- Soft Alu

Arteor™ with Netatmo - British standard connected curtain/roller blind switches

Step 2: Connected products



Home + Control



5 746 32



0 676 97







0 676 96

Used to complete your connected installation, require prior installation of a gateway pack for connected installation
Zigbee Certified Product



Plate selection charts p. 594 to 595

Used to complete your connected installation, require prior installation of a gateway pack for connected installation
Zigbee Certified Product

Pack	Cat.Nos	Connected curtain/roller blind switches with neutral
1	5 746 29	<p>Compact mechanism for greater wiring space Mechanisms supplied with cover plates and support frames, to be equipped with plates (p. 594 to 595) For local or remote control of a 230 V~ roller blind (raise/lower/stop functions and level management) Compatible with roller blinds with mechanical or electronic stop, not compatible with radio-controlled roller blinds. Can be paired with one or more connected curtain/roller blind wireless switches. Locator function can be activated from the Home + Control App. Can be installed in place of an existing roller blind switch in a flush-mounting box depth 25 mm</p> <p>1-gang - 500 VA</p> <ul style="list-style-type: none"> ○ White ● Magnesium ● Champagne ● Soft Alu  <p>2-gang - 2 x 500 VA</p> <ul style="list-style-type: none"> ○ White ● Magnesium ● Champagne ● Soft Alu 
1	5 746 30	
1	5 746 32	
1	5 746 31	
1	5 746 33	<p>Connected curtain/roller blind micromodule 500 VA - IP 44</p> <p>For local and remote control of a 230 V~ roller blind (raise/lower/stop functions and level management) Compatible with roller blinds with mechanical or electronic stop, not compatible with radio-controlled roller blinds Can be paired with one or more roller blind wireless switches To be installed in the ceiling box or roller blind box to connect a new or existing roller blind</p> 
1	5 746 34	
1	5 746 36	
1	5 746 35	
1	0 676 97	<p>Connected module for garage door and gate (dry contact)</p> <p>Enables open/close control of a garage door or gate, locally, remotely or via voice assistant Status display (open/closed/level) in the Home + Control App. Can be controlled by using a curtain/roller blind wireless control (p. 629) or a wireless scene control (e.g. Cat.No 0 676 95 p. 628) Supplied with 2 wired position sensors Can be installed in an IP 55 Plexo box 80 x 80 mm or larger and in parallel of an existing mechanical push-button Fitted with 2 removable fixing points Compatible with any garage door and gate engine equipped with a dry contact entry for mechanical push-button</p> 
1	5 746 33	
1	5 746 34	
1	5 746 36	