


Starfix™ applicator



Pack	Cat.Nos	Starfix applicator	
		For Starfix crimping tool	
		For dispensing strips of ferrules in Starfix crimping tools Cat.Nos 0 376 08/09/10	
		For ferrules cross-section (mm ²)	Colour
10	0 376 46	0.25 and 0.34	yellow
10	0 376 47	0.5 to 2.5	red
10	0 376 48	4 and 6	orange

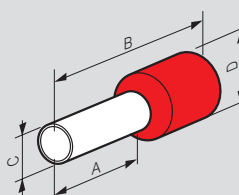
Starfix™ ferrules and crimping tools

Correspondence table

Cross-section (mm ²)			
Ferrule	Simple ferrule	Large capacity ferrule - refills	Starfix applicator
0.5	0 376 61	0 376 41	0 376 47
0.75	0 376 62	0 376 42	0 376 47
1	0 376 63	0 376 43	0 376 47
1.5	0 376 64	0 376 44	0 376 47
2.5	0 376 66	0 376 45	0 376 47

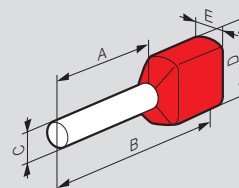
Dimensions (mm)

Simple ferrules



Cat.Nos		Cross-section (mm ²)	A	B	C	D
0 376 50	0 377 50	0.25	8	14.5	1.1	3
0 376 60	0 377 60	0.34	8	14.5	1.1	3
0 376 61	0 377 61	0.5	8	14.5	1.5	3.4
0 376 62	0 377 62	0.75	8	14.5	1.5	3.4
0 376 63	0 377 63	1	8	14.5	1.7	3.6
0 376 64	0 377 64	1.5	8	14.5	2	4.1
0 376 66	0 377 66	2.5	8	14.5	2.6	4.8
0 376 67	0 377 67	4	12	21	3.2	5.7
0 376 68	0 377 68	6	12	23	3.9	7.2
0 376 69		10	12	21	4.9	8.1
0 376 72		16	12	23	6.3	9.8
0 376 70		16	18	29	6.3	9.8
0 376 71		25	18	31	7.9	12
0 376 77		35	18	32	8.9	13.5
0 376 78		50	20	36	11.1	16.1

Double ferrules



Cat.Nos	Cross-section (mm ²)	A	B	C	D	E
0 376 87	2 x 0.75	8	15	2.1	6	3.3
0 376 88	2 x 1	8	15	2.35	6	4
0 376 89	2 x 1.5	8	16	2.6	7.2	4.2
0 376 90	2 x 2.5	10	18.5	3.3	8.4	4.8

Example of use

Starfix tool Cat.Nos 0 376 08/09/10/39



1 Fit the applicator



2 Adjust




The 2-material handle gives an excellent grip




3 Insert the wire and crimp

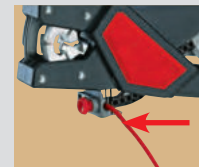
Starfix S tool Cat.No 0 376 97



1 Adjust the cross-section



2 Strip and twist



3 Crimp

