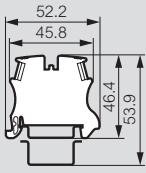


Viking™ 3 terminal blocks with screw connection (continued)

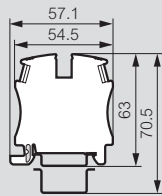
Dimensions (mm)

Connecting blocks

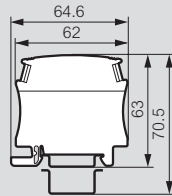
Cat.Nos 0 371 00/01/02/03/20/21/30/31/60/61/62/63/77/78



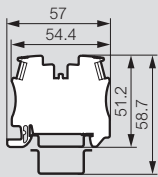
Cat.Nos 0 371 04/05/64/65/98/99



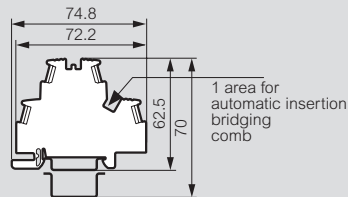
Cat.No 0 371 66



Cat.Nos 0 371 09/69

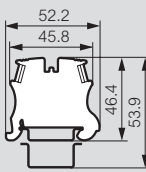


Cat.Nos 0 371 07/08/67/68

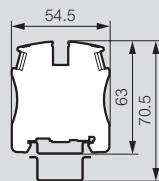


Blocks for protection conductor

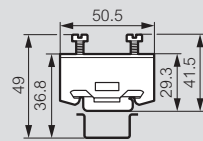
Cat.Nos 0 371 70/71/72/73



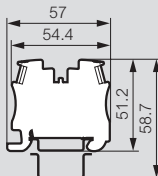
Cat.Nos 0 371 74/75



Cat.No 0 371 76

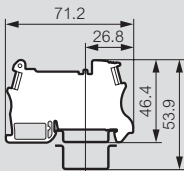


Cat.No 0 371 79

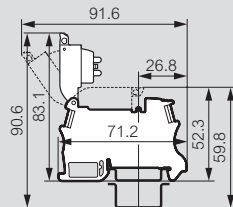


Disconnect terminal blocks

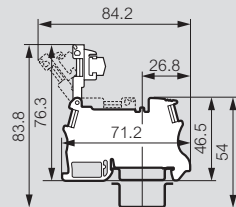
Cat.No 0 371 80



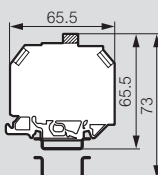
Cat.Nos 0 371 81/82/83/85



Cat.Nos 0 371 84/86

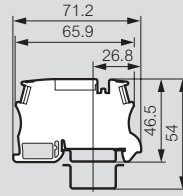


Cat.No 0 371 87

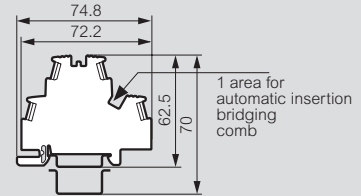


Function blocks

Cat.Nos 0 371 53/54

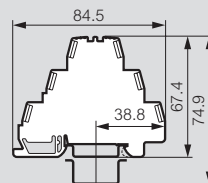


Cat.Nos 0 371 55/56



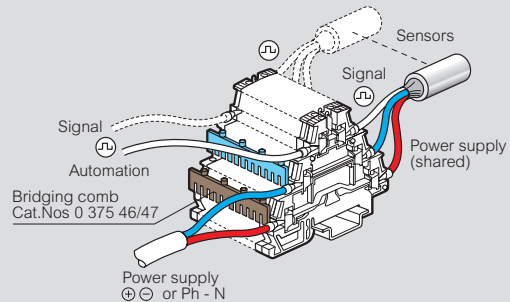
Blocks for sensors and actuators/PNE

Cat.Nos 0 371 51/52

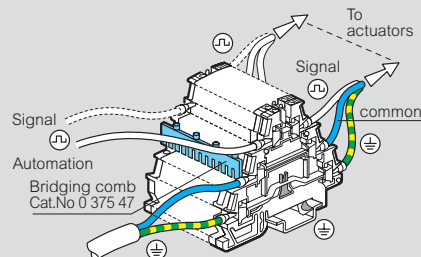


Wiring principle

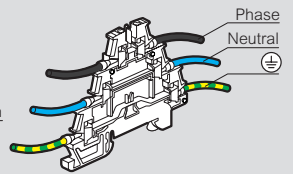
Block for sensor Cat.No 0 371 51



Block for actuator Cat.No 0 371 52



PNE block Cat.No 0 371 52



Disconnect block for measurement

Cat.No 0 371 92

