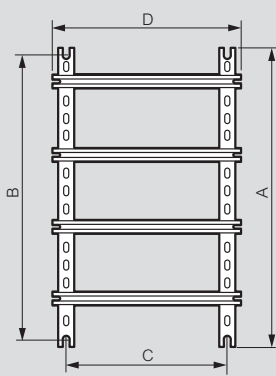


Atlantic, Atlantic stainless steel and Marina cabinets rails and uprights

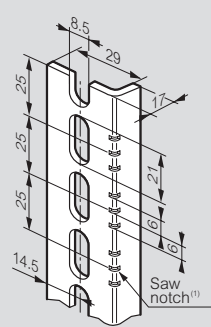
Assembled chassis with rails and Lina 25 uprights



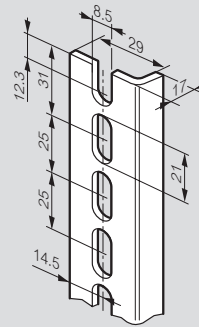
Dimensions of cabinets Height x Width (mm)	Uprights height	Rail length	Chassis fixing	
	A (mm)	D (mm)	B (mm)	C (mm)
300 x 200	237	143	225	125
300 x 300	237	243	225	225
300 x 400	237	343	225	325
400 x 300	337	243	325	225
400 x 400	337	343	325	325
400 x 600	337	543	325	525
500 x 400	437	343	425	325
500 x 500	437	443	425	425
600 x 400	537	343	525	325
600 x 500	537	443	525	425
600 x 600	537	543	525	525
600 x 800	537	743	525	725
600 x 1000	537	943	525	925
700 x 500	637	443	625	425
800 x 600	737	543	725	525
800 x 800	737	743	725	725
800 x 1000	737	943	725	925
1000 x 600	937	543	925	525
1000 x 800	937	743	925	725
1000 x 1200	937	1143	925	1125
1200 x 600	1137	543	1125	525
1200 x 800	1137	743	1125	725
1200 x 1000	1137	943	1125	925
1400 x 800	1337	743	1325	725

Lina 25 sectioned uprights and uprights to be cut

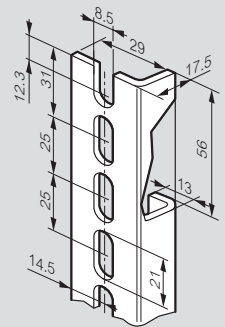
Cat.No 0 361 92



Cat.Nos 0 361 50/51/52/
53/54/55/56



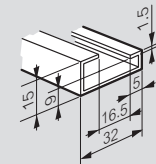
Cat.No 0 361 58/59



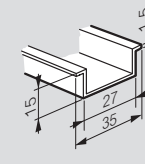
1: Saw notch for upright length x pitch 25,
the 2 others for uprights Cat.Nos 0 361 50/51/52/53/54/55/56

Rails

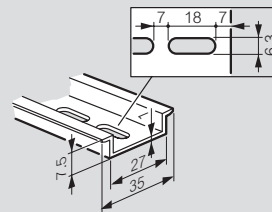
Cat.No 0 374 02



Cat.Nos 0 367 80/81/82/83/84/85/86
and 0 374 07



Cat.No 0 477 22



Cat.No 0 477 23

